



Report

XXXV ICF Ordinary Congress
Warsaw, Poland
7th-8th November 2014

CSL Development October 2012 - October 2014

A. Development and equipment

B. Development and Talent Identification Program

1. Records of registrations
2. Registered countries, gender repartition
3. Participation at the TIP actions (Continental + World)
4. Details TIP Continental (TIP 2)
5. Details TIP World (TIP 1)
6. Sustainability and heritage of the Slalom Development program

C. Expand & Extend: Women and Canoeing

D. Budgets sharing

E. Bonus

Abbreviations

- YOG= Youth Olympic Games
- TIP= Talent Identification Program
 - CSL= Canoe Slalom
 - NF= National Federation
- NOC= National Olympic Committee

Over the last 2 years, a dramatic improvement has been seen among the group of TIP paddlers on both World and Continental level. This is reflecting the interest from paddlers for increasing their skills and their will to perform on higher level.

As a matter of fact, this is only the visible part of the underground work undertaken since 2012. This outcome is mainly based on the development guidelines that were given in 2010 (beginning of the TIP Slalom) and in 2012 after the debriefing and conclusions following the Olympic Games London 2012.

The major points we went through are:

- Establishment of the Continental coach position. By working in coordination with the ICF development program coordinator, training camps aiming competition and development of the activity gave incentive and following of the involvement and work on a smaller scale than the world one. It's come as a more accurate tool to push and follow the involvement of NFs
- Pursuance and sustainability of the participation:
- For athletes under TIP by an "agreement" of 2 years registrations
- For coaches working with the TIP groups on continental and world level. It has brought a double effect as athletes identify a referent for their race preparation and officials do the same on the organization field.
- The growing of programs dedicated to women activity with C1W support on a competition level and Expand & Extend on the development level.
- Introduction and strong support given to the YOG Slalom format on a regional level. This is a key point that should be generalized to support and promote sub-continental actions and competitions

We still have fields to grow and reinforce from now to 2020, with as milestones 2016 OG Rio and the different continental championships, 2018 YOG Buenos Aires and the different continental games/event.

- Beside the reinforcement of the "foster countries" concept, the participation of TIPs athletes to the global development program is to become a must.
- The continental activity has to be carried in a stronger way by the Continental Association through the Continental Activity budgets they are given by ICF and the knowledge brought by the Continental coaches. The frame of the camps could easily be a copy/paste of TIP continental/world shape.
- A particular attention has to be given to implement the continental training center and continental training camps out of the frame of competition time, the reinforcement of the local manufacturing program by the support given to share the knowledge of building equipments rather than providing equipments.
- Last but not least, we have to insure that yearly national championships with true and relevant participation are organized especially in the countries to attend the World Championships.

A. Development and equipment

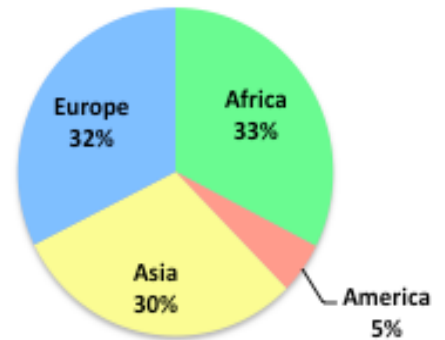
The 2 graphics are made regarding the prices of the given equipment.

The donations are made under the following needs

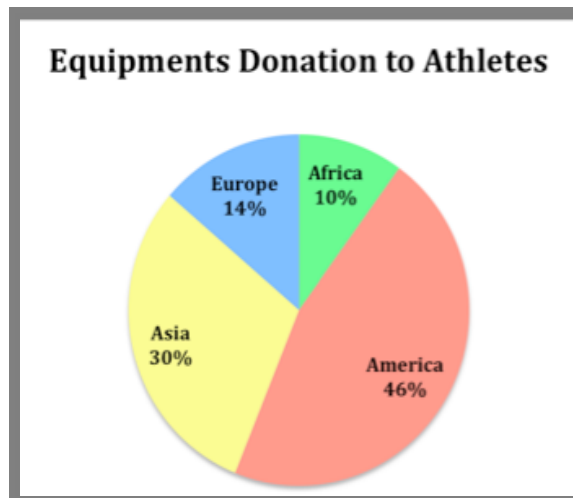
- Equipment for Continental event: Botswana, Youth African Games
- Equipment for Regional/Continental development of CSL activity: Turkey for Expand & Extend, Chinese Taipei for Continental Training Center
- Equipment for starting nations in CSL activity: Bulgaria
- Equipment for Local manufacturing program: Tunisia

BOT	9 967 €	NF Donation boats & paddles
TUN	1 300 €	NF Donation Mould
COPAC	1 760 €	Continental donation Worlds & Panam Games
TPE	10 432 €	NF Donation boats & paddles
BUL	6 876 €	NF Donation boats & paddles
TUR	4 331 €	NF Donation boats & paddles

Equipments Donation to NF



Beside this, some boats from Galasport were given to TIP athletes and paddles thanks to the sponsor support from **BRACSA**



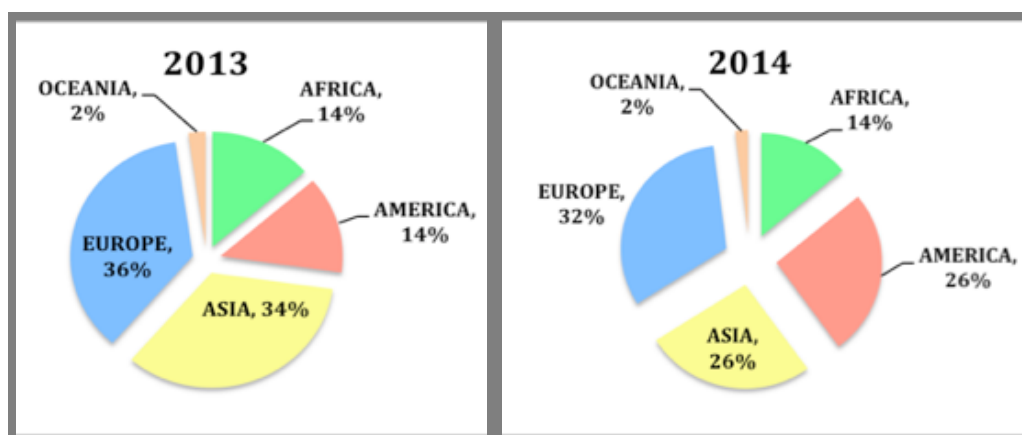
B. Development and Talent Identification Program**1. Records of registrations**

		2013			2014		
		athletes	F	M	athletes	F	M
1	MOR	2	1	1	2	1	1
2	SEN	1		1	1	1	
3	RSA	3		3	2	2	
4	TOG				2	1	1
1	ARG	3	1	2	3	1	2
2	CHL	1		1	1		1
3	CRC				3		3
4	MEX	2	1	1	3	1	2
5	VEN				3	1	2
1	KGZ				2		2
2	KOR	3		3	3		3
3	KAZ	3	1	2			
4	MAS	1		1	1		1
5	NEP	1		1			
6	SIN	1		1	3	1	2
7	THA	3	1	2	4	1	3
8	TPE	3	1	2			
1	BIH	3	1	2			
2	CRO	3	1	2			
3	GRE				4	1	3
4	MKD	3		3	3		3
5	NED	2	1	1	3	2	1
6	SWI	1	1				
7	TUR	2		2	3		3
8	UKR	2	2		3	2	1
1	COK	1	1				
2	FIJ				1		1
		44 p	13 p	31 p	50 p	15 p	35 p

All figures of tables and graphics (from page 5 to 8) are made according the table page 9

2. Registered countries, gender repartition

In 2014, the sharing of registrations is more balanced among America, Asia, Europe than in 2013. To be noticed that some countries sent registrations but could not attend the different actions because of National Schedule targeting Continental Games or because of funding.



With an increase of 8% in registrations, we could keep the same sharing among female and male. The average age is still about 18 years old.

2013			2014		
Continents	4		Continents	5	
Countries	21		Countries	22	
athletes	F	M	athletes	F	M
Average age 18,7	13	31	Average age 18,6	15	35
	30%	70%		30%	70%

3. Participation at the TIP actions (Continental + World)

	TIP Continental actions
AFRICA	7%
AMERICA	20%
ASIA	41%
EUROPE	31%
OCEANIA	0%

e.g.: through the different continental championships/camps, the number of days spent by American paddlers is 20% of the total days spent on continental actions.

The difference between Africa and [America, Asia, Europe] is due to yearly TIP camps or Continental Championships held in the group of 3 continents.

The Continental activity in Africa has to be reinforced by a stronger Slalom competition plan lead by CAC. It would be useful to use the YOG format (CSP + CSL) to launch activity on the younger ones and to bring them incentive to the competition.

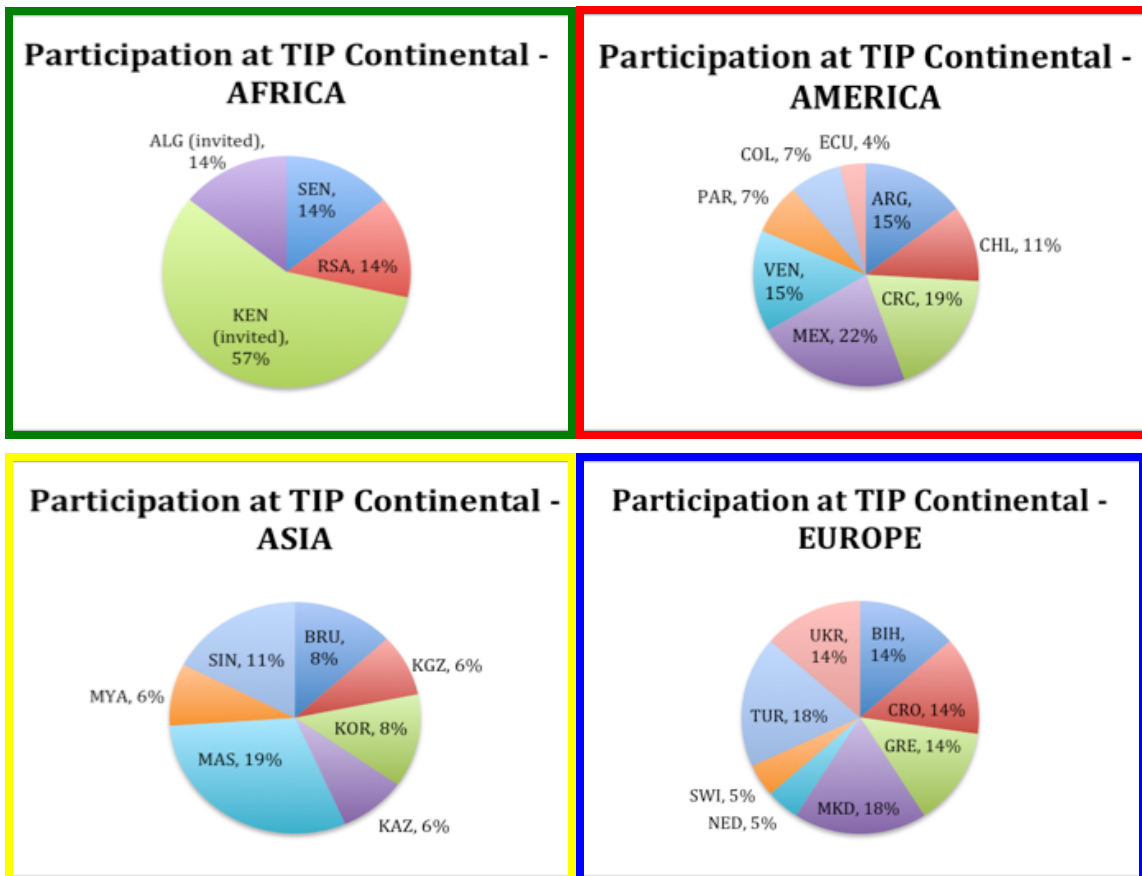
	TIP World actions
AFRICA	20%
AMERICA	27%
ASIA	23%
EUROPE	27%
OCEANIA	2%

The sharing is balanced among the different continent (Oceania: 1 country represented)

4. Details TIP Continental (TIP 2)

This is fed thanks to the Development camps. It concerns the best athletes from each continent (appointed by the NFs).

Athletes under TIP Continental are automatically eligible to TIP Continental training camps (season preparation camps or/and race preparation camps). The following graphs concern the period October 2012 – October 2014

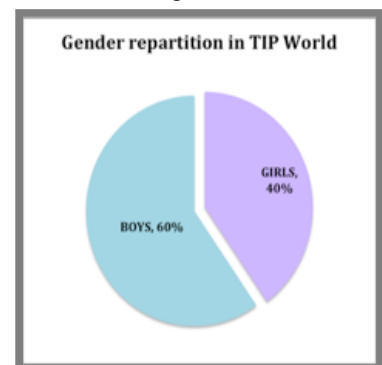
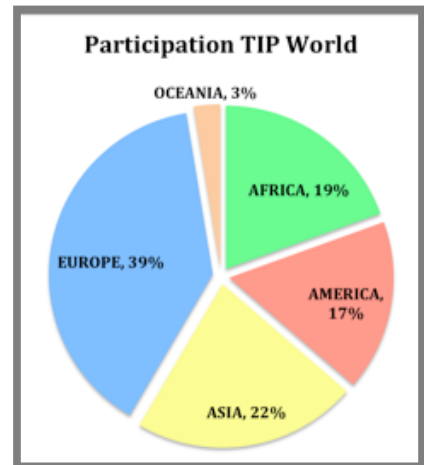


5. Details TIP World (TIP 1)

The World-TIPs are selected among the best Continental-TIPs on continental events. For any World camp, one athlete per registered country is invited and preference, on World Level, is given to athlete with already a TIP Slalom experience.

By this policy, we can see a dramatic improvement of

- The abilities of paddlers in their level
- The involvement in the competition process and the duties of any competitor and member of a group
- A “TIP spirit” is born as we have a good following of our actions through the successive seasons
- For one athlete registered, we heard oftenly that some others (youngers) from the same are “waiting their turn”. We experienced at each World camp the gathering of athletes coming on their own expenses and sharing the trainings with their country/continent mates.
- Sustainability thanks to the following up in the selection & invitation of athletes
- The balance female/male is better among the camps than for registrations. This is an effect of chosen invitations and strong pushing to invite girls in priority



In the table below, we can read a better spreading among the continents and countries represented. The number of countries reached in 2011, year of the global Olympic selection, is almost reached on a “normal” year of Worlds Seniors.

We have increase increase of 36% the participation in terms of countries at the U23/Junior worlds since 2010.

To be noticed that in 2013 and 2014, most of U23 and some Juniors attended both Worlds U23/Juniors and Worlds Seniors. This is to be kept. Outcomes are benefit for them (stronger experience), for us (better reading of the close future), for the TIP group (better sustainability)

		AFRICA	AMERICA	ASIA	EUROPE	OCEANIA	Continents	Countries
2010	Senior	1	1	5	4	1	5	12
2011	Senior	3	3	5	5	1	5	17
2012	U23-Junior	1	2	1	3	0	4	7
2013	U23-Junior	2	2	2	4	0	4	10
	Senior	2	2	4	6	0	4	14
2014	U23-Junior	3	2	2	3	1	5	11
	Senior	3	3	2	5	1	5	14

6. Sustainability and heritage of the Slalom Development program

“Ex-TIP” or “Ex-Development” athletes are now taking responsibilities in the organization and management of the ICF camps or on a national development of canoe Slalom.

TIP Slalom project is getting now in its second layer after 6 years from now with the involvement of current TIPs in development projects. See the power-point “TIPs ‘ n’ Spire”.

C. Expand & Extend: Women and Canoeing

This project proposed at the Congress 2012 was launched in 2 countries in 2013 Asia with Nepal and Africa with Togo. In 2014 in Turkey for Europe is hosting a camp. Togo, Nepal are again planned. Opportunity of extension to Oceania and America is doable soon.

D. Summary of actions

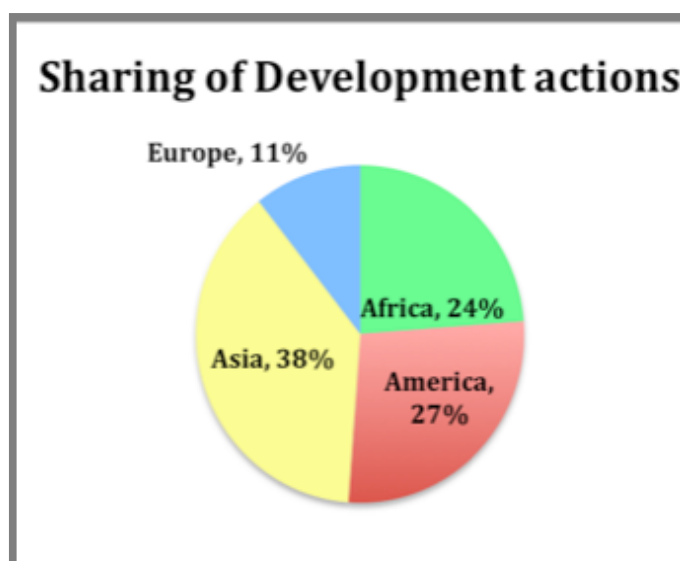
From October 2012 to October 2014, figures are speaking in favor of the Slalom canoe development policy we carry on:

- A total of 36 actions in 24 months
- Over the 5 continents, 22 countries hosted actions, more than 40 countries participated and got benefit of actions
- 492 participations for 4 995 days of activity....

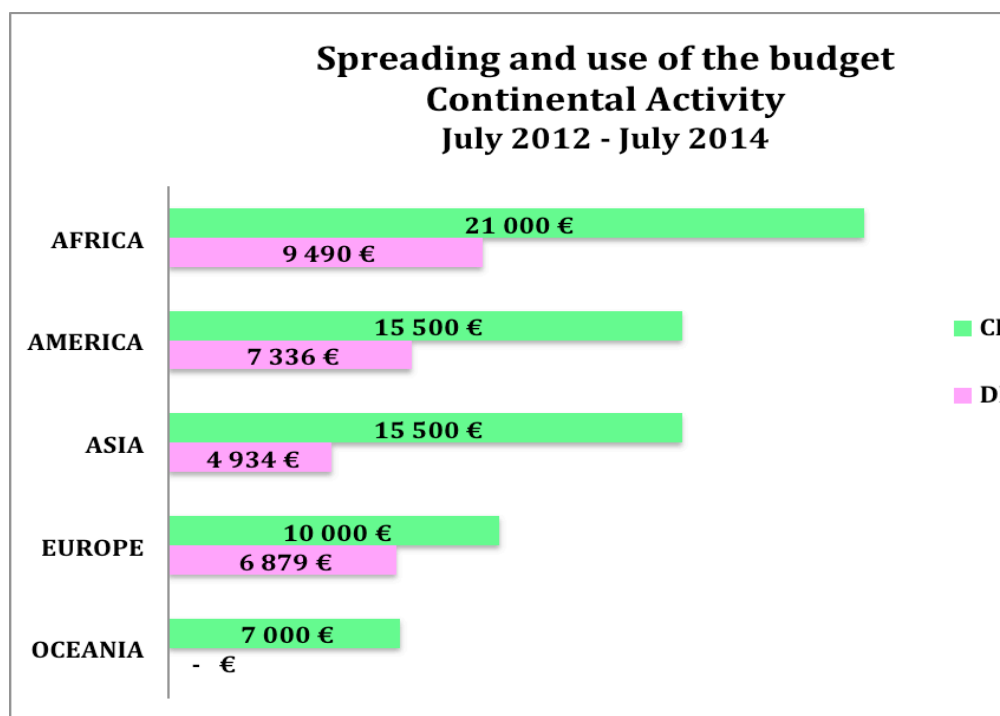
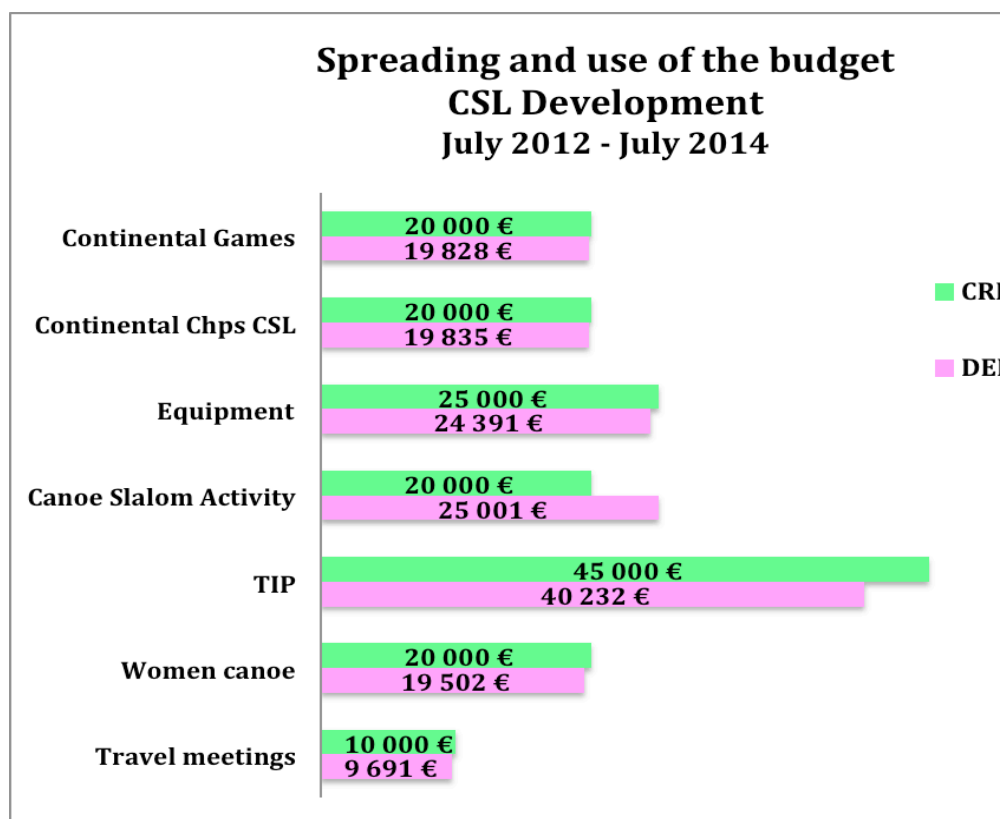
The table below is giving the repartition (base on number of days of participation) in the different kind of actions made under the Slalom development program

TECHNICAL VISIT	14%	Educational	7,4%
		Venue	2,3%
		NTO	4,0%
DEVELOPMENT	31%	Expand & Extend	2,0%
		National Level	24,1%
		Race	4,6%
TIP	55%	Continental	30,7%
		World	24,8%

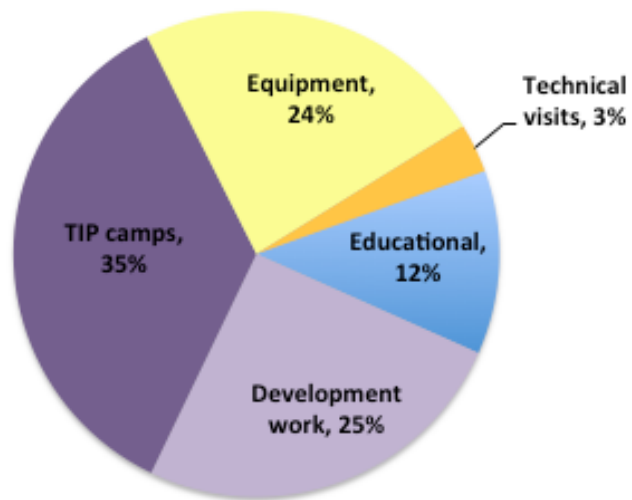
The spreading among continents to welcome development actions (except no TIP actions) shows the balance among the 3 targeted continents. The little advance in Asia is mainly an effect of some development programs organized by NFs that reached the 2nd level on the scale of development program (period based on 2 olympic periods)



E. Budgets sharing



By another sight, we can share the use of the budget in another way as some a cross functional and over-lap on the different items. Development is a global proces to look in terms of "package" and not only limited in terms of budget items.



F. Bonus

Movies available on


<http://canoeicf.com/icf/Aboutoursport/Canoe-Slalom/Canoe-Slalom-Development-Program.html>



WORLDS U23 2014



NEPAL



MOROCCO



MEXICO



TURQUEY



WORLDS SENIORS 2014

Period	Continent	Item	Content	Days	Participants	Total days
2012						
1	AMERICA-CRC	TECHNICAL VISIT	EDUCATIONAL	14	19	266
2	ASIA-MYA	TECHNICAL VISIT	VENUE	4	1	4
3	ASIA-THA	DEVELOPMENT	CAMP	12	53	636
4	ASIA-THA	TIP	CONTINENTAL	11	32	352
1	AMERICA-VEN	TECHNICAL VISIT	NTO	17	10	170
2	AMERICA-MEX	TECHNICAL VISIT	VENUE	5	2	10
3	AMERICA-MEX	TIP	CONTINENTAL	11	9	99
4	AFRICA-KEN	TECHNICAL VISIT	EDUCATIONAL	9	10	90
5	EUROPE-FRA	DEVELOPMENT	CAMP	36	4	144
6	ASIA-TPE	TECHNICAL VISIT	VENUE	15	2	30
7	ASIA-TPE	TIP	CONTINENTAL	18	29	522
8	EUROPE-SVK	TIP	WORLD	10	16	160
9	EUROPE-FRA	TIP	CONTINENTAL	9	16	144
10	EUROPE-ESP	DEVELOPMENT	CAMP	22	4	88
11	EUROPE-CZE	TIP	WORLD	21	5	105
12	EUROPE-CZE	TIP	WORLD	10	19	190
13	AFRICA-KEN	TIP	CONTINENTAL	8	7	56
14	AFRICA-KEN	TECHNICAL VISIT	EDUCATIONAL	2	8	16
15	AFRICA-TUN	DEVELOPMENT	CAMP	4	15	60
16	AFRICA-TUN	DEVELOPMENT	NTO	4	8	32
17	ASIA-NEP	DEVELOPMENT	E&E – Women & Canoeing	7	8	56
18	ASIA-MAS	TIP	CONTINENTAL	11	15	165
19	AFRICA-TOG	DEVELOPMENT	E&E – Women & Canoeing	5	9	45
20	AFRICA-BOT	DEVELOPMENT	CAMP	5	10	50
1	ASIA-NEPAL	DEVELOPMENT	CAMP	7	18	126
2	AMERICA-MEX	TECHNICAL VISIT	VENUE	7	2	14
3	AMERICA-CRC	DEVELOPMENT	CAMP	6	17	102
4	OCEANIA-AUS	TIP	WORLD	12	16	192
5	AFRICA-MAR	DEVELOPMENT	RACE	3	48	144
6	AFRICA-BOT	DEVELOPMENT	RACE	3	28	84
7	EUROPE-MKD	TIP	CONTINENTAL	9	11	99
8	AMERICA-MEX	TECHNICAL VISIT	VENUE	28	2	56
9	AMERICA-MEX	TIP	CONTINENTAL	8	12	96
10	EUROPE-ESP	TIP	WORLD	28	10	280
11	EUROPE-GER	TIP	WORLD	8	4	32
12	AMERICA-USA	TIP	WORLD	20	14	280
2014						