



## Competition Summary by Event

Resumo da competição por evento / Résumé de la compétition par épreuve

As of SAT 20 AUG 2016

### Finalists

Rank	NOC Code	Name	Rank	NOC Code	Name
1	GBR	HEATH Liam	9	LTU	NAVAKAUSKAS Ignas
2	FRA	BEAUMONT Maxime	10	SWE	MENNING Petter
3	ESP	CRAVIOTTO Saul	11	ECU	de CESARE Cesar Ernesto
3	GER	RAUHE Ronald	12	KOR	CHO Gwanghee
5	LAT	RUMJANCEVS Aleksejs	13	SRB	NOVAKOVIC Marko
6	ITA	RIZZA Manfredi	14	RUS	LUKANTSOV Evgenii
7	CAN	de JONGE Mark	15	HUN	MOLNAR Peter
8	AUS	BIRD Stephen	16	ARG	VOISARD REZOLA Ruben

Legend:  
K1 Kayak Single

**Competition Summary by Event**

Resumo da competição por evento / Résumé de la compétition par épreuve

As of TUE 16 AUG 2016

**Finalists**

Rank	NOC Code	Name	Rank	NOC Code	Name
1	ESP	WALZ Marcus	9	CAN	van KOEVERDEN Adam
2	CZE	DOSTAL Josef	10	HUN	KOPASZ Balint
3	RUS	ANOSHKIN Roman	11	BEL	PETERS Artuur
4	AUS	STEWART Murray	12	UZB	MOCHALOV Aleksey
5	POR	PIMENTA Fernando	13	FRA	CARRE Cyrille
6	DEN	HOLTEN Rene	14	POL	ROSOLSKI Rafal
7	GER	HOFF Max	15	SRB	PAJIC Dejan
8	SVK	GELLE Peter	16	TUN	MRABET Mohamed Ali

Legend:  
K1 Kayak Single



## Competition Summary by Event

Resumo da competição por evento / Résumé de la compétition par épreuve

As of THU 18 AUG 2016

Finalists					
Rank	NOC Code	Name	Rank	NOC Code	Name
1	ESP	CRAVIOTTO Saul TORO Cristian	9	KOR	CHOI Minkyu CHO Gwanghee
2	GBR	HEATH Liam SCHOFIELD Jon	10	BRA	FREITAS da SILVA Edson Isaias BITENCOURT RIBEIRO Gilvan
3	LTU	LANKAS Aurimas RAMANAUSKAS Edvinas	11	AUS	WOOD Jordan BOWKER Daniel
4	HUN	TOTKA Sandor MOLNAR Peter	12	KAZ	TOKARNYTSKYI Sergii YERGUCHYOV Andrey
5	GER	RAUHE Ronald LIEBSCHER Tom	13	ITA	RICCHETTI Alberto CRENNA Mauro
6	SRB	GRUJIC Nebojsa NOVAKOVIC Marko			
7	FRA	JOUBE Sebastien BEAUMONT Maxime			
8	CAN	COCHRANE Ryan FOURNEL Hugues			

Legend:  
K2 Kayak Double



## Competition Summary by Event

Resumo da competição por evento / Résumé de la compétition par épreuve

As of THU 18 AUG 2016

### Finalists

Rank	NOC Code	Name	Rank	NOC Code	Name
1	GER	RENDSCHMIDT Max GROSS Marcus	9	CUB	GARCIA Jorge Antonio TORRES Reinier
2	SRB	TOMICEVIC Marko ZORIC Milenko	10	FRA	HYBOIS Arnaud HUBERT Etienne
3	AUS	WALLACE Ken TAME Lachlan	11	KAZ	ALEXEYEV Yevgeniy DERGUNOV Alexey
4	POR	SILVA Emanuel RIBEIRO Joao	12	CZE	HAVEL Daniel STERBA Jan
5	LTU	NEKRISIUS Ricardas OLIJNIK Andrej			
6	ITA	RIPAMONTI Nicola DRESSINO Giulio			
7	HUN	HUFNAGEL Tibor CEINER Benjamin			
8	SVK	VLCEK Erik TARR Juraj			

Legend:  
K2 Kayak Double



## Competition Summary by Event

Resumo da competição por evento / Résumé de la compétition par épreuve

As of SAT 20 AUG 2016

Finalists					
Rank	NOC Code	Name	Rank	NOC Code	Name
1	GER	RENDSCHMIDT Max LIEBSCHER Tom HOFF Max GROSS Marcus	9	RUS	LYAPUNOV Kirill POGREBAN Vasily ANOSHKIN Roman ZHESTKOV Oleg
2	SVK	MYSAK Denis VLCEK Erik TARR Juraj LINKA Tibor	10	KAZ	GOLEDOV Ilya YERGUCHYOV Andrey TOKARNYTSKYI Sergii YEMELYANOV Alexandr
3	CZE	HAVEL Daniel TREFIL Lukas DOSTAL Josef STERBA Jan	11	HUN	HUFNAGEL Tibor CEINER Benjamin KUGLER Attila SOMORACZ Tamas
4	AUS	WALLACE Ken FITZSIMMONS Riley CLEAR Jacob WOOD Jordan	12	ARG	DAL BO Daniel CACERES Juan Ignacio de TORRES Pablo CARRERAS Gonzalo
5	ESP	HERNANZ AGUERIA Javier GERMADE Rodrigo CARRERA Oscar PENA Inigo	13	BRA	MAEHLER Roberto JUNIOR SOUTA Vagner OLIVEIRA Celso BITENCOURT RIBEIRO Gilvan
6	POR	PIMENTA Fernando SILVA Emanuel RIBEIRO Joao FERNANDES David	14	ITA	RIPAMONTI Nicola DRESSINO Giulio RICCHETTI Alberto CRENNA Mauro
7	FRA	HYBOIS Arnaud HUBERT Etienne JOUVE Sebastien CARRE Cyrille			
8	SRB	TOMICEVIC Marko ZORIC Milenko PAJIC Dejan TORUBAROV Vladimir			

Legend:  
K4 Kayak Four



## Competition Summary by Event

Resumo da competição por evento / Résumé de la compétition par épreuve

As of THU 18 AUG 2016

### Finalists

Rank	NOC Code	Name	Rank	NOC Code	Name
1	UKR	CHEBAN Iurii	9	CZE	FUKSA Martin
2	AZE	DEMYANENKO Valentin	10	HUN	HAJDU Jonatan
3	BRA	QUEIROZ dos SANTOS Isaquias	11	LTU	ZUSTAUTAS Henrikas
4	ESP	BENAVIDES LOPEZ de AYALA Alfonso	12	MDA	TARNOVSCHI Oleg
5	GEO	NADIRADZE Zaza	13	POR	SILVA Helder
6	RUS	KRAITOR Andrey	14	KAZ	KHAIDAROV Timur
7	CHN	LI Qiang	15	ITA	TACCHINI Carlo
8	FRA	SIMART Thomas	16	MEX	PULIDO RODRIGUEZ Marcos

Legend:  
C1 Canoe Single



## Competition Summary by Event

Resumo da competição por evento / Résumé de la compétition par épreuve

**REVISED**  
19 AUG 11:36

As of FRI 19 AUG 2016

### Finalists

Rank	NOC Code	Name	Rank	NOC Code	Name
1	GER	BRENDEL Sebastian	9	POL	KACZOR Tomasz
2	BRA	QUEIROZ dos SANTOS Isaquias	10	FRA	BART Adrien
3	MDA	TARNOVSCHI Serghei	11	SVK	FARKAS Vincent
4	RUS	SHTOKALOV Ilia	12	CAN	OLDERSHAW Mark
5	UKR	ALTUKHOV Pavlo	13	LAT	ILJINS Dagnis
6	CZE	FUKSA Martin	14	BUL	KODINOV Angel
7	UZB	KOCHNEV Gerasim	15	AUS	MARINOV Martin
8	ITA	TACCHINI Carlo	DSQ	HUN	VASBANYAI Henrik

**Legend:**

C1 Canoe Single                      DSQ Disqualified

Results corrected as per Official Communication number 5



## Competition Summary by Event

Resumo da competição por evento / Résumé de la compétition par épreuve

As of SAT 20 AUG 2016

Finalists					
Rank	NOC Code	Name	Rank	NOC Code	Name
1	GER	BRENDEL Sebastian VANDREY Jan	9	POL	KAMINSKI Mateusz KUDLA Michal
2	BRA	de SOUZA SILVA Erlon QUEIROZ dos SANTOS Isaquias	10	AUS	SZEKSZARDI Ferenc MARINOV Martin
3	UKR	IANCHUK Dmytro MISHCHUK Taras	11	MOZ	CHAMAUNE Mussa LOBO Joaquim
4	HUN	VASBANYAI Henrik MIKE Robert			
5	RUS	SHTOKALOV Iliia PERVUKHIN Ilya			
6	CUB	TORRES Serguey JORGE Fernando Dayan			
7	CZE	RADON Jaroslav DVORAK Filip			
8	UZB	KOCHNEV Gerasim MIRBEKOV Serik			

Legend:  
C2 Canoe Double





## Competition Summary by Event

Resumo da competição por evento / Résumé de la compétition par épreuve

As of TUE 16 AUG 2016

### Finalists

Rank	NOC Code	Name	Rank	NOC Code	Name
1	NZL	CARRINGTON Lisa	9	HUN	DOUCHEV-JANIC Natasa
2	POL	WALCZYKIEWICZ Marta	10	SVK	KOHLOVA Martina
3	AZE	OSIPENKO-RODOMSKA Inna	11	CHN	ZHOU Yu
4	SLO	PONOMARENKO JANIC Spela	12	CUB	MENGANA Yusmari
5	FRA	GUYOT Sarah	13	RSA	HARTLEY Bridgitte Ellen
6	ESP	PORTELA RIVAS Teresa	14	CAN	LANGLOIS Andreeanne
7	SWE	STENSILS Linnea	15	GBR	WALKER Jess
8	KAZ	KLINOVA Inna	16	POR	LAIA Francisca

Legend:  
K1 Kayak Single



## Competition Summary by Event

Resumo da competição por evento / Résumé de la compétition par épreuve

As of THU 18 AUG 2016

### Finalists

Rank	NOC Code	Name	Rank	NOC Code	Name
1	HUN	KOZAK Danuta	9	RUS	ANIUSHINA Elena
2	DEN	JORGENSEN Emma	10	SLO	PONOMARENKO JANIC Spela
3	NZL	CARRINGTON Lisa	11	POR	PORTELA Teresa
4	BLR	LITVINCHUK Maryna	12	POL	WOJNAROWSKA Ewelina
5	GER	WEBER Franziska	13	SVK	KOHOLOVA Martina
6	CHN	ZHOU Yu	14	SWE	JOHANSSON Karin
7	SRB	RUZICIC BENEDEK Dalma	15	GBR	CAWTHORN Rachel
8	AZE	OSIPENKO-RODOMSKA Inna	16	RSA	HARTLEY Bridgitte Ellen

Legend:  
K1 Kayak Single



## Competition Summary by Event

Resumo da competição por evento / Résumé de la compétition par épreuve

As of TUE 16 AUG 2016

Finalists					
Rank	NOC Code	Name	Rank	NOC Code	Name
1	HUN	SZABO Gabriella KOZAK Danuta	9	SWE	JOHANSSON Karin PALDANIUS Sofia
2	GER	WEBER Franziska DIETZE Tina	10	SRB	MOLDOVAN Nikolina STAROVIC Milica
3	POL	NAJA Karolina MIKOLAJCZYK Beata	11	AUT	SCHURING Yvonne LEHACI Ana-Roxana
4	UKR	TODOROVA Anastasiia HRYSHCHUN Inna	12	DEN	THOMSEN Amalie VILLUMSEN Ida
5	RUS	ANIUSHINA Elena STEPANOVA Kira	13	CAN	ORTON Genevieve FRASER Kc
6	BLR	LIAPESHKA Nadzeya LITVINCHUK Maryna	14	CHN	REN Wenjun MA Qing
7	KAZ	SERGEYEVA Natalya PODOINIKOVA Irina	15	GBR	BELCHER Lani HANNAH Angela
8	AUS	BULL Alyssa BURNETT Alyce			

**Legend:**  
K2 Kayak Double



## Competition Summary by Event

Resumo da competição por evento / Résumé de la compétition par épreuve

As of SAT 20 AUG 2016

Finalists					
Rank	NOC Code	Name	Rank	NOC Code	Name
1	HUN	SZABO Gabriella KOZAK Danuta CSIPES Tamara FAZEKAS-ZUR Krisztina	9	POL	WALCZYKIEWICZ Marta DZIENISZEWSKA-KIERKLA Edyta NAJA Karolina MIKOLAJCZYK Beata
2	GER	HERING Sabrina WEBER Franziska KRIEGERSTEIN Steffi DIETZE Tina	10	KAZ	KLINOVA Inna PODOINIKOVA Irina SERGEYEVA Natalya ANANCHENKO Zoya
3	BLR	MAKHNEVA Marharyta LIAPESHKA Nadzeya KHUDZENKA Volha LITVINCHUK Maryna	11	CHN	REN Wenjun MA Qing LI Yue LIU Haiping
4	UKR	POVKH Mariya AKHADOVA Svitlana TODOROVA Anastasiia HRYSHCHUN Inna	12	FRA	HOSTENS Manon LHOTE Amandine JAMELOT Lea TROEL Sarah
5	NZL	LOVETT Jaimee IMRIE Kayla FISHER Aimee RYAN Caitlin	13	ARG	GARRO Magdalena ROJAS Brenda AMEGHINO Sabrina KERESZTESI Alexandra
6	DEN	JORGENSEN Emma THOMSEN Amalie VILLUMSEN Ida HANSEN Henriette	14	SRB	MOLDOVAN Nikolina STAROVIC Milica RUZICIC BENEDEK Dalma MOLDOVAN Olivera
7	GBR	WALKER Jess CAWTHORN Rachel SIMON Rebii GURSKI Louisa			
8	CAN	LANGLOIS Andreanne FOURNEL Emilie ORTON Genevieve FRASER Kc			

Legend:  
K4 Kayak Four



## Medallists by Event

Medalhistas por evento / Médaillé(e)s par épreuve

As of SAT 20 AUG 2016 at 10:19

After 12 of 12 Events

Event	Date	Medal	Name	NOC Code
Men's Kayak Single 200m	SAT 20 AUG	GOLD	HEATH Liam	GBR
		SILVER	BEAUMONT Maxime	FRA
		BRONZE	CRAVIOTTO Saul	ESP
		BRONZE	RAUHE Ronald	GER
Men's Kayak Single 1000m	TUE 16 AUG	GOLD	WALZ Marcus	ESP
		SILVER	DOSTAL Josef	CZE
		BRONZE	ANOSHKIN Roman	RUS
Men's Kayak Double 200m	THU 18 AUG	GOLD	CRAVIOTTO Saul TORO Cristian	ESP
		SILVER	HEATH Liam SCHOFIELD Jon	GBR
		BRONZE	LANKAS Aurimas RAMANAUSKAS Edvinas	LTU
Men's Kayak Double 1000m	THU 18 AUG	GOLD	RENSCHMIDT Max GROSS Marcus	GER
		SILVER	TOMICEVIC Marko ZORIC Milenko	SRB
		BRONZE	WALLACE Ken TAME Lachlan	AUS
Men's Kayak Four 1000m	SAT 20 AUG	GOLD	RENSCHMIDT Max LIEBSCHER Tom HOFF Max GROSS Marcus	GER
		SILVER	MYSAK Denis VLCEK Erik TARR Juraj LINKA Tibor	SVK
		BRONZE	HAVEL Daniel TREFIL Lukas DOSTAL Josef STERBA Jan	CZE
Men's Canoe Single 200m	THU 18 AUG	GOLD	CHEBAN Iurii	UKR
		SILVER	DEMYANENKO Valentin	AZE
		BRONZE	QUEIROZ dos SANTOS Isaquias	BRA
Men's Canoe Single 1000m	TUE 16 AUG	GOLD	BRENDEL Sebastian	GER
		SILVER	QUEIROZ dos SANTOS Isaquias	BRA
		BRONZE	TARNOVSCHI Serghei	MDA
Men's Canoe Double 1000m	SAT 20 AUG	GOLD	BRENDEL Sebastian VANDREY Jan	GER
		SILVER	de SOUZA SILVA Erlon QUEIROZ dos SANTOS Isaquias	BRA
		BRONZE	IANCHUK Dmytro MISHCHUK Taras	UKR
Women's Kayak Single 200m	TUE 16 AUG	GOLD	CARRINGTON Lisa	NZL
		SILVER	WALCZYKIEWICZ Marta	POL
		BRONZE	OSIPENKO-RODOMSKA Inna	AZE
Women's Kayak Single 500m	THU 18 AUG	GOLD	KOZAK Danuta	HUN
		SILVER	JORGENSEN Emma	DEN
		BRONZE	CARRINGTON Lisa	NZL
Women's Kayak Double 500m	TUE 16 AUG	GOLD	SZABO Gabriella KOZAK Danuta	HUN
		SILVER	WEBER Franziska DIETZE Tina	GER
		BRONZE	NAJA Karolina MIKOLAJCZYK Beata	POL



**Medallists by Event**  
Medalhistas por evento / Médaillé(e)s par épreuve  
As of SAT 20 AUG 2016 at 10:19

Event	Date	Medal	Name	NOC Code
Women's Kayak Four 500m	SAT 20 AUG	GOLD	SZABO Gabriella KOZAK Danuta CSIPES Tamara FAZEKAS-ZUR Krisztina	HUN
		SILVER	HERING Sabrina WEBER Franziska KRIEGERSTEIN Steffi DIETZE Tina	GER
		BRONZE	MAKHNEVA Marharyta LIAPESHKA Nadzeya KHUDZENKA Volha LITVINCHUK Maryna	BLR

<b>Legend:</b>				
<b>C1</b> Canoe Single	<b>C2</b> Canoe Double	<b>K1</b> Kayak Single	<b>K2</b> Kayak Double	
<b>K4</b> Kayak Four				



## Medal Standings

Quadro de medalhas / Classement des médailles

As of SAT 20 AUG 2016 at 10:19

After 12 of 12 Events

Rank	NOC	Men				Women				Total				Rank by Total
		G	S	B	Tot.	G	S	B	Tot.	G	S	B	Tot.	
1	GER - Germany	4		1	5		2		2	4	2	1	7	1
2	HUN - Hungary					3			3	3			3	=2
3	ESP - Spain	2		1	3					2		1	3	=2
4	GBR - Great Britain	1	1		2					1	1		2	=5
5	NZL - New Zealand					1		1	2	1		1	2	=5
5	UKR - Ukraine	1		1	2					1		1	2	=5
7	BRA - Brazil		2	1	3					2	1		3	=2
8	AZE - Azerbaijan		1		1			1	1		1	1	2	=5
8	CZE - Czech Republic		1	1	2					1	1		2	=5
8	POL - Poland						1	1	2		1	1	2	=5
11	DEN - Denmark						1		1		1		1	=11
11	FRA - France		1		1					1			1	=11
11	SRB - Serbia		1		1					1			1	=11
11	SVK - Slovakia		1		1					1			1	=11
15	AUS - Australia			1	1							1	1	=11
15	BLR - Belarus							1	1			1	1	=11
15	LTU - Lithuania			1	1							1	1	=11
15	MDA - Republic of Moldova			1	1							1	1	=11
15	RUS - Russian Federation			1	1							1	1	=11
<b>Total:</b>		<b>8</b>	<b>8</b>	<b>9</b>	<b>25</b>	<b>4</b>	<b>4</b>	<b>4</b>	<b>12</b>	<b>12</b>	<b>12</b>	<b>13</b>	<b>37</b>	

<b>Legend:</b>														
=	Equal sign indicates that two or more NOCs share the same rank by total					<b>B</b>	Bronze			<b>G</b>	Gold			
<b>S</b>	Silver	<b>Tot.</b>	Total											

**Final Placing by NOC**  
Classificação final por país / Classement final par pays  
As of SAT 20 AUG 2016

NOC	Men							Women				NOC Code	
	K1 1000m	K1 200m	K2 1000m	K2 200m	K4 1000m	C1 1000m	C1 200m	C2 1000m	K1 500m	K1 200m	K2 500m		K4 500m
ARG - Argentina		16			12							13	ARG
AUS - Australia	4	8	3	11	4	15		10			8		AUS
AUT - Austria											11		AUT
AZE - Azerbaijan							2		8	3			AZE
BEL - Belgium	11												BEL
BLR - Belarus									4		6	3	BLR
BRA - Brazil				10	13	2	3	2					BRA
BUL - Bulgaria						14							BUL
CAN - Canada	9	7		8		12				14	13	8	CAN
CHN - People's Republic of China							7		6	11	14	11	CHN
CUB - Cuba			9					6		12			CUB
CZE - Czech Republic	2		12		3	6	9	7					CZE
DEN - Denmark	6								2		12	6	DEN
ECU - Ecuador		11											ECU
ESP - Spain	1	=3		1	5		4			6			ESP
FRA - France	13	2	10	7	7	10	8			5		12	FRA
GBR - Great Britain		1		2					15	15	15	7	GBR
GEO - Georgia							5						GEO
GER - Germany	7	=3	1	5	1	1		1	5		2	2	GER
HUN - Hungary	10	15	7	4	11		10	4	1	9	1	1	HUN
ITA - Italy		6	6	13	14	8	15						ITA
KAZ - Kazakhstan			11	12	10		14			8	7	10	KAZ
KOR - Republic of Korea		12		9									KOR
LAT - Latvia		5				13							LAT
LTU - Lithuania		9	5	3			11						LTU
MDA - Republic of Moldova						3	12						MDA
MEX - Mexico							16						MEX
MOZ - Mozambique								11					MOZ
NZL - New Zealand									3	1		5	NZL
POL - Poland	14					9		9	12	2	3	9	POL
POR - Portugal	5		4		6		13		11	16			POR
RSA - South Africa									16	13			RSA
RUS - Russian Federation	3	14			9	4	6	5	9		5		RUS
SLO - Slovenia									10	4			SLO
SRB - Serbia	15	13	2	6	8				7		10	14	SRB
SVK - Slovakia	8		8		2	11			13	10			SVK
SWE - Sweden		10							14	7	9		SWE
TUN - Tunisia	16												TUN
UKR - Ukraine						5	1	3			4	4	UKR
UZB - Uzbekistan	12					7		8					UZB

<b>Legend:</b>														
=	Equal sign indicates that two or more NOCs share the same rank							C1	Canoe Single	C2	Canoe Double			
K1	Kayak Single		K2	Kayak Double		K4	Kayak Four							







## Entry List by Event

Lista de inscritos por evento / Liste des inscrits par épreuve

As of SAT 13 AUG 2016

<b>Bib ARG</b> 22 VOISARD REZOLA Ruben	<b>Bib AUS</b> 42 BIRD Stephen	<b>Bib BRA</b> 62 FREITAS da SILVA Edson Isaias	<b>Bib CAN</b> 85 de JONGE Mark
<b>Bib CUB</b> 50 VARGAS Fidel Antonio	<b>Bib CZE</b> 115 SVAB Filip	<b>Bib ECU</b> 24 de CESARE Cesar Ernesto	<b>Bib EGY</b> 58 ELSAYED Karim
<b>Bib ESP</b> 94 CRAVIOTTO Saul	<b>Bib FRA</b> 38 BEAUMONT Maxime	<b>Bib GBR</b> 99 HEATH Liam	<b>Bib GER</b> 90 RAUHE Ronny
<b>Bib HUN</b> 74 MOLNAR Peter	<b>Bib ITA</b> 26 RIZZA Manfredi	<b>Bib KAZ</b> 136 DERGUNOV Alexey	<b>Bib KOR</b> 55 CHO Gwanghee
<b>Bib LAT</b> 103 RUMJANCEVS Aleksejs	<b>Bib LTU</b> 10 NAVAKAUSKAS Ignas	<b>Bib POL</b> 2 KACZMAREK Pawel	<b>Bib RUS</b> 14 LUKANTSOV Evgenii
<b>Bib SRB</b> 69 NOVAKOVIC Marko	<b>Bib SWE</b> 77 MENNING Petter		

**Note:**  
List of NOCs by alphabetical order.


**Start List**

Lista de largada / Liste de départ

**REVISED**

14 AUG 14:30

Lane	Bib	Heat 1 Race 58 9:00	Bib	Heat 2 Race 59 9:07	Bib	Heat 3 Race 60 9:14
1	90	<b>GER</b> RAUHE Ronald				
2	136	<b>KAZ</b> DERGUNOV Alexey	94	<b>ESP</b> CRAVIOTTO Saul	42	<b>AUS</b> BIRD Stephen
3	26	<b>ITA</b> RIZZA Manfredi	74	<b>HUN</b> MOLNAR Peter	69	<b>SRB</b> NOVAKOVIC Marko
4	24	<b>ECU</b> de CESARE Cesar Ernesto	14	<b>RUS</b> LUKANTSOV Evgenii	10	<b>LTU</b> NAVAKAUSKAS Ignas
5	85	<b>CAN</b> de JONGE Mark	38	<b>FRA</b> BEAUMONT Maxime	77	<b>SWE</b> MENNING Petter
6	2	<b>POL</b> KACZMAREK Pawel	115	<b>CZE</b> SVAB Filip	22	<b>ARG</b> VOISARD REZOLA Ruben
7	103	<b>LAT</b> RUMJANCEVS Aleksejs	55	<b>KOR</b> CHO Gwanghee	99	<b>GBR</b> HEATH Liam
8	62	<b>BRA</b> FREITAS da SILVA Edson Isaias	50	<b>CUB</b> VARGAS Fidel Antonio	58	<b>EGY</b> ELSAIED Karim

Progression System: 1st - 5th + 6th BT to SF, Rest out

Spelling correction for RAUHE Ronald (GER)



## Results

### Resultados / Résultats

**Start Time: 8:59**
**Race 58**

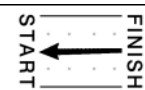
 Olympic Best Time: **GBR** McKEEVER Ed      London (GBR) 2012      Olympic Games      **35.087**

Rank	Lane	NOC	Bib	Name	200m		
1	1	GER	90	RAUHE Ronald	34.350	(1)	SF
					0.000		
2	3	ITA	26	RIZZA Manfredi	34.726	(2)	SF
					0.376		
3	5	CAN	85	de JONGE Mark	34.898	(3)	SF
					0.548		
4	7	LAT	103	RUMJANCEVS Aleksejs	35.175	(4)	SF
					0.825		
5	4	ECU	24	de CESARE Cesar Ernesto	35.216	(5)	SF
					0.866		
6	6	POL	2	KACZMAREK Pawel	35.562	(6)	X
					1.212		
7	8	BRA	62	FREITAS da SILVA Edson Isaias	35.665	(7)	X
					1.315		
8	2	KAZ	136	DERGUNOV Alexey	36.647	(8)	X
					2.297		

 Progression System **1st - 5th + 6th BT to SF, Rest out**

<b>Course Umpire:</b>	ICF	TOTH Gheorghe	<b>Chief Official:</b>	ICF	GARNER Frank
<b>Course Umpire:</b>	ICF	FURUYA Toshihiko	<b>Chief Judge:</b>	ICF	KAHL Jens
<b>Starter:</b>	ICF	MOULE Peter	<b>Chief Judge:</b>	ICF	LEHTINEN Risto

**Weather Conditions**

Air Temperature:	Water Temperature:	Humidity:	Wind:	
23.0°C	18.0°C	80%	4.9 m/s	

<b>Legend:</b>	°C	Degree Celsius	<b>SF</b>	Qualified for Semifinals	<b>X</b>	Eliminated
----------------	----	----------------	-----------	--------------------------	----------	------------



**Results**  
Resultados / Résultats

**Start Time: 9:06**

**Race 59**

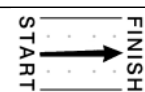
Olympic Best Time: **GBR** McKEEVER Ed London (GBR) 2012 Olympic Games **35.087**

Rank	Lane	NOC	Bib	Name	200m		
1	5	FRA	38	BEAUMONT Maxime	34.322	(1)	SF
					0.000		
2	2	ESP	94	CRAVIOTTO Saul	34.694	(2)	SF
					0.372		
3	3	HUN	74	MOLNAR Peter	35.102	(3)	SF
					0.780		
4	4	RUS	14	LUKANTSOV Evgenii	35.245	(4)	SF
					0.923		
5	7	KOR	55	CHO Gwanghee	35.402	(5)	SF
					1.080		
6	8	CUB	50	VARGAS Fidel Antonio	35.561	(6)	X
					1.239		
7	6	CZE	115	SVAB Filip	35.567	(7)	X
					1.245		

Progression System **1st - 5th + 6th BT to SF, Rest out**

<b>Course Umpire:</b>	ICF	WITHERDEN Alan	<b>Chief Official:</b>	ICF	GARNER Frank
<b>Course Umpire:</b>	ICF	TARABUSI Sante	<b>Chief Judge:</b>	ICF	KAHL Jens
<b>Starter:</b>	ICF	MOULE Peter	<b>Chief Judge:</b>	ICF	LEHTINEN Risto

**Weather Conditions**

Air Temperature:	Water Temperature:	Humidity:	Wind:	
23.0°C	18.0°C	80%	4.9 m/s	

**Legend:**  
°C Degree Celsius **SF** Qualified for Semifinals **X** Eliminated



**Results**  
Resultados / Résultats

**Start Time: 9:13**

**Race 60**

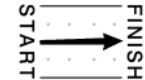
Olympic Best Time: **GBR** McKEEVER Ed London (GBR) 2012 Olympic Games **35.087**

Rank	Lane	NOC	Bib	Name	200m		
1	7	GBR	99	HEATH Liam	34.327	(1)	SF
					0.000		
2	2	AUS	42	BIRD Stephen	34.650	(2)	SF
					0.323		
3	3	SRB	69	NOVAKOVIC Marko	34.938	(3)	SF
					0.611		
4	4	LTU	10	NAVAKAUSKAS Ignas	35.144	(4)	SF
					0.817		
5	5	SWE	77	MENNING Petter	35.264	(5)	SF
					0.937		
6	6	ARG	22	VOISARD REZOLA Ruben	35.491	(6)	SF
					1.164		
7	8	EGY	58	ELSAVED Karim	37.294	(7)	X
					2.967		

Progression System **1st - 5th + 6th BT to SF, Rest out**

<b>Course Umpire:</b>	ICF	LETIENNE Michel	<b>Chief Official:</b>	ICF	GARNER Frank
<b>Course Umpire:</b>	ICF	HAVIAR Miroslav	<b>Chief Judge:</b>	ICF	KAHL Jens
<b>Starter:</b>	ICF	MOULE Peter	<b>Chief Judge:</b>	ICF	LEHTINEN Risto

**Weather Conditions**

Air Temperature:	Water Temperature:	Humidity:	Wind:	
23.0°C	18.0°C	80%	4.9 m/s	

**Legend:**  
°C Degree Celsius **SF** Qualified for Semifinals **X** Eliminated



## Start List

Lista de largada / Liste de départ

Lane	Bib	Semifinal 1 Race 67 10:07	Bib	Semifinal 2 Race 68 10:14
1	24	<b>ECU</b> de CESARE Cesar Ernesto	55	<b>KOR</b> CHO Gwanghee
2	14	<b>RUS</b> LUKANTSOV Evgenii	10	<b>LTU</b> NAVAKAUSKAS Ignas
3	69	<b>SRB</b> NOVAKOVIC Marko	74	<b>HUN</b> MOLNAR Peter
4	90	<b>GER</b> RAUHE Ronald	26	<b>ITA</b> RIZZA Manfredi
5	99	<b>GBR</b> HEATH Liam	38	<b>FRA</b> BEAUMONT Maxime
6	94	<b>ESP</b> CRAVIOTTO Saul	42	<b>AUS</b> BIRD Stephen
7	85	<b>CAN</b> de JONGE Mark	103	<b>LAT</b> RUMJANCEVS Aleksejs
8	77	<b>SWE</b> MENNING Petter	22	<b>ARG</b> VOISARD REZOLA Ruben

Progression System: 1st - 4th to FA, 5th - 8th to FB



**Results**  
Resultados / Résultats

**Start Time: 10:07**

**Race 67**

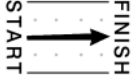
Olympic Best Time:	<b>GBR</b> McKEEVER Ed	London (GBR) 2012	Olympic Games	<b>35.087</b>
--------------------	------------------------	-------------------	---------------	---------------

Rank	Lane	NOC	Bib	Name	200m		
1	5	GBR	99	HEATH Liam	34.076	(1)	FA
					0.000		
2	4	GER	90	RAUHE Ronald	34.180	(2)	FA
					0.104		
3	6	ESP	94	CRAVIOTTO Saul	34.545	(3)	FA
					0.469		
4	7	CAN	85	de JONGE Mark	34.775	(4)	FA
					0.699		
5	3	SRB	69	NOVAKOVIC Marko	34.778	(5)	FB
					0.702		
6	8	SWE	77	MENNING Petter	34.995	(6)	FB
					0.919		
7	2	RUS	14	LUKANTSOV Evgenii	35.567	(7)	FB
					1.491		
8	1	ECU	24	de CESARE Cesar Ernesto	35.936	(8)	FB
					1.860		

Progression System **1st - 4th to FA, 5th - 8th to FB**

<b>Course Umpire:</b>	ICF	WITHERDEN Alan	<b>Chief Official:</b>	ICF	GARNER Frank
<b>Course Umpire:</b>	ICF	TARABUSI Sante	<b>Chief Judge:</b>	ICF	KAHL Jens
<b>Starter:</b>	ICF	MOULE Peter	<b>Chief Judge:</b>	ICF	LEHTINEN Risto

**Weather Conditions**

Air Temperature:	Water Temperature:	Humidity:	Wind:	
23.9°C	18.0°C	80%	4.9 m/s	

<b>Legend:</b>	°C Degree Celsius	<b>FA</b> Final A	<b>FB</b> Final B
----------------	-------------------	-------------------	-------------------





## Results

### Resultados / Résultats

**Start Time: 10:13**
**Race 68**

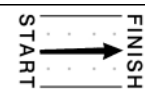
Olympic Best Time: <b>GBR</b> McKEEVER Ed	London (GBR) 2012	Olympic Games	<b>35.087</b>
---	-------------------	---------------	---------------

Rank	Lane	NOC	Bib	Name	200m		
1	5	FRA	38	BEAUMONT Maxime	34.398	(1)	FA
					0.000		
2	6	AUS	42	BIRD Stephen	34.584	(2)	FA
					0.186		
3	4	ITA	26	RIZZA Manfredi	34.686	(3)	FA
					0.288		
4	7	LAT	103	RUMJANCEVS Aleksejs	34.722	(4)	FA
					0.324		
5	2	LTU	10	NAVAKAUSKAS Ignas	35.168	(5)	FB
					0.770		
6	3	HUN	74	MOLNAR Peter	35.207	(6)	FB
					0.809		
7	8	ARG	22	VOISARD REZOLA Ruben	35.439	(7)	FB
					1.041		
8	1	KOR	55	CHO Gwanghee	35.869	(8)	FB
					1.471		

 Progression System **1st - 4th to FA, 5th - 8th to FB**

<b>Course Umpire:</b>	ICF	LETIENNE Michel	<b>Chief Official:</b>	ICF	GARNER Frank
<b>Course Umpire:</b>	ICF	HAVIAR Miroslav	<b>Chief Judge:</b>	ICF	KAHL Jens
<b>Starter:</b>	ICF	MOULE Peter	<b>Chief Judge:</b>	ICF	LEHTINEN Risto

**Weather Conditions**

Air Temperature:	Water Temperature:	Humidity:	Wind:	
23.9°C	18.0°C	80%	4.9 m/s	

<b>Legend:</b>	°C Degree Celsius	<b>FA</b> Final A	<b>FB</b> Final B
----------------	-------------------	-------------------	-------------------



## Start List

Lista de largada / Liste de départ

Lane	Bib	Final B Race 75 9:00	Bib	Final A Race 76 9:07
1	24	<b>ECU</b> de CESARE Cesar Ernesto	85	<b>CAN</b> de JONGE Mark
2	22	<b>ARG</b> VOISARD REZOLA Ruben	26	<b>ITA</b> RIZZA Manfredi
3	77	<b>SWE</b> MENNING Petter	90	<b>GER</b> RAUHE Ronald
4	10	<b>LTU</b> NAVAKAUSKAS Ignas	38	<b>FRA</b> BEAUMONT Maxime
5	69	<b>SRB</b> NOVAKOVIC Marko	99	<b>GBR</b> HEATH Liam
6	74	<b>HUN</b> MOLNAR Peter	42	<b>AUS</b> BIRD Stephen
7	14	<b>RUS</b> LUKANTSOV Evgenii	94	<b>ESP</b> CRAVIOTTO Saul
8	55	<b>KOR</b> CHO Gwanghee	103	<b>LAT</b> RUMJANCEVS Aleksejs



## Results

### Resultados / Résultats


**Start Time: 8:59**
**Race 75**

Olympic Best Time: <b>GBR</b> McKEEVER Ed	London (GBR) 2012	Olympic Games	<b>35.087</b>
---	-------------------	---------------	---------------

Rank	Lane	NOC	Bib	Name	200m	
1	4	LTU	10	NAVAKAUSKAS Ignas	37.075	(1)
					0.000	
2	3	SWE	77	MENNING Petter	37.104	(2)
					0.029	
3	1	ECU	24	de CESARE Cesar Ernesto	37.169	(3)
					0.094	
4	8	KOR	55	CHO Gwanghee	37.265	(4)
					0.190	
5	5	SRB	69	NOVAKOVIC Marko	37.415	(5)
					0.340	
6	7	RUS	14	LUKANTSOV Evgenii	37.482	(6)
					0.407	
7	6	HUN	74	MOLNAR Peter	37.896	(7)
					0.821	
8	2	ARG	22	VOISARD REZOLA Ruben	38.061	(8)
					0.986	

Course Umpire:	ICF	TOTH Gheorghe	Chief Official:	ICF	GARNER Frank
Course Umpire:	ICF	FURUYA Toshihiko	Chief Judge:	ICF	KAHL Jens
Starter:	ICF	MOULE Peter	Chief Judge:	ICF	LEHTINEN Risto

**Weather Conditions**

Air Temperature:	Water Temperature:	Humidity:	Wind:	
24.8°C	18.0°C	74%	0.4 m/s	

**Legend:**  
 °C Degree Celsius



**Results**  
Resultados / Résultats

**Start Time: 9:06**


**Race 76**

Olympic Best Time:	<b>GBR</b>	McKEEVER Ed	London (GBR) 2012	Olympic Games	<b>35.087</b>
--------------------	------------	-------------	-------------------	---------------	---------------

Rank	Lane	NOC	Bib	Name	200m	
1	5	GBR	99	HEATH Liam	35.197	(1)
					0.000	
2	4	FRA	38	BEAUMONT Maxime	35.362	(2)
					0.165	
3	7	ESP	94	CRAVIOTTO Saul	35.662	(=3)
					0.465	
3	3	GER	90	RAUHE Ronald	35.662	(=3)
					0.465	
5	8	LAT	103	RUMJANCEVS Aleksejs	35.891	(5)
					0.694	
6	2	ITA	26	RIZZA Manfredi	36.000	(6)
					0.803	
7	1	CAN	85	de JONGE Mark	36.080	(7)
					0.883	
8	6	AUS	42	BIRD Stephen	36.426	(8)
					1.229	

<b>Course Umpire:</b>	ICF	LETIENNE Michel	<b>Chief Official:</b>	ICF	GARNER Frank
<b>Course Umpire:</b>	ICF	HAVIAR Miroslav	<b>Chief Judge:</b>	ICF	KAHL Jens
<b>Starter:</b>	ICF	MOULE Peter	<b>Chief Judge:</b>	ICF	LEHTINEN Risto

**Weather Conditions**

Air Temperature:	Water Temperature:	Humidity:	Wind:	
24.8°C	18.0°C	74%	0.4 m/s	

**Legend:**  
°C Degree Celsius = Equal sign indicates that two or more athletes share the same secondary rank



## Results Summary by Event

Resumo dos resultados por evento / Résumé des résultats par épreuve

Race	Date	Round	Rank								Progression System
			1	2	3	4	5	6	7	8	
<b>Heats</b>											
58	19 AUG	1	<b>GER</b>	<b>ITA</b>	<b>CAN</b>	<b>LAT</b>	<b>ECU</b>	<b>POL</b>	<b>BRA</b>	<b>KAZ</b>	1st - 5th + 6th BT to SF, Rest out
			34.350	34.726	34.898	35.175	35.216	35.562	35.665	36.647	
59	19 AUG	2	<b>FRA</b>	<b>ESP</b>	<b>HUN</b>	<b>RUS</b>	<b>KOR</b>	<b>CUB</b>	<b>CZE</b>		
			34.322	34.694	35.102	35.245	35.402	35.561	35.567		
60	19 AUG	3	<b>GBR</b>	<b>AUS</b>	<b>SRB</b>	<b>LTU</b>	<b>SWE</b>	<b>ARG</b>	<b>EGY</b>		
			34.327	34.650	34.938	35.144	35.264	35.491	37.294		
<b>Semifinals</b>											
67	19 AUG	1	<b>GBR</b>	<b>GER</b>	<b>ESP</b>	<b>CAN</b>	<b>SRB</b>	<b>SWE</b>	<b>RUS</b>	<b>ECU</b>	1st - 4th to FA, 5th - 8th to FB
			34.076	34.180	34.545	34.775	34.778	34.995	35.567	35.936	
68	19 AUG	2	<b>FRA</b>	<b>AUS</b>	<b>ITA</b>	<b>LAT</b>	<b>LTU</b>	<b>HUN</b>	<b>ARG</b>	<b>KOR</b>	
			34.398	34.584	34.686	34.722	35.168	35.207	35.439	35.869	
<b>Finals</b>											
75	20 AUG	B	<b>LTU</b>	<b>SWE</b>	<b>ECU</b>	<b>KOR</b>	<b>SRB</b>	<b>RUS</b>	<b>HUN</b>	<b>ARG</b>	
			37.075	37.104	37.169	37.265	37.415	37.482	37.896	38.061	
76	20 AUG	A	<b>GBR</b>	<b>FRA</b>	<b>ESP</b>		<b>LAT</b>	<b>ITA</b>	<b>CAN</b>	<b>AUS</b>	
			35.197	35.362	35.662		35.891	36.000	36.080	36.426	



## Entry List by Event

Lista de inscritos por evento / Liste des inscrits par épreuve

As of SAT 13 AUG 2016

**Bib AUS**

45 STEWART Murray

**Bib BEL**

109 PETERS Artuur

**Bib BUL**

11 KIRCHEV Miroslav

**Bib CAN**

118 van KOEVERDEN Adam

**Bib CZE**

113 DOSTAL Josef

**Bib DEN**

112 HOLTEN Rene

**Bib ESP**

95 WALZ Marcus

**Bib FRA**

39 CARRE Cyrille

**Bib GER**

88 HOFF Max

**Bib HUN**

53 KOPASZ Balint

**Bib ITA**

27 RICCHETTI Alberto

**Bib KAZ**

20 GOLEDOV Ilya

**Bib NZL**

108 McDOWELL Marty

**Bib POL**

3 ROSOLSKI Rafal

**Bib POR**

79 PIMENTA Fernando

**Bib RUS**

13 ANOSHKIN Roman

**Bib SRB**

70 PAJIC Dejan

**Bib SUI**

111 WYSS Fabio

**Bib SVK**

106 GELLE Peter

**Bib TUN**

47 MRABET Mohamed Ali

**Bib UZB**

32 MOCHALOV Aleksey

**Note:**  
List of NOCs by alphabetical order.


**Start List**

Lista de largada / Liste de départ

Lane	Bib	Heat 1 Race 10 10:06	Bib	Heat 2 Race 11 10:14	Bib	Heat 3 Race 12 10:22
1						
2	118	<b>CAN</b> van KOEVERDEN Adam	27	<b>ITA</b> RICCHETTI Alberto	32	<b>UZB</b> MOCHALOV Aleksey
3	111	<b>SUI</b> WYSS Fabio	39	<b>FRA</b> CARRE Cyrille	95	<b>ESP</b> WALZ Marcus
4	11	<b>BUL</b> KIRCHEV Miroslav	45	<b>AUS</b> STEWART Murray	88	<b>GER</b> HOFF Max
5	112	<b>DEN</b> HOLTEN Rene	113	<b>CZE</b> DOSTAL Josef	79	<b>POR</b> PIMENTA Fernando
6	106	<b>SVK</b> GELLE Peter	70	<b>SRB</b> PAJIC Dejan	109	<b>BEL</b> PETERS Artuur
7	3	<b>POL</b> ROSOLSKI Rafal	13	<b>RUS</b> ANOSHKIN Roman	47	<b>TUN</b> MRABET Mohamed Ali
8	53	<b>HUN</b> KOPASZ Balint	20	<b>KAZ</b> GOLEDOV Ilya	108	<b>NZL</b> McDOWELL Marty

 Progression System: **1st - 5th + 6th BT to SF, Rest out**



**Results**  
Resultados / Résultats

**Start Time: 10:08**

**Race 10**


Olympic Best Time: **NOR** LARSEN Eirik Veras Athens (GRE) 2004 Olympic Games **3:25.897**

Rank	Lane	NOC	Bib	Name	250m	500m	750m	1000m	
1	5	DEN	112	HOLTEN Rene	51.34 (=1) 0.00	1:45.97 (1) 54.63 (4) 0.00	2:40.82 (1) 54.85 (1) 0.00	3:35.722 (1) 54.900 (1) 0.000	SF
2	6	SVK	106	GELLE Peter	52.08 (=4) 0.74	1:46.36 (=2) 54.28 (1) 0.39	2:41.23 (2) 54.87 (3) 0.41	3:36.342 (2) 55.110 (3) 0.620	SF
3	2	CAN	118	van KOEVERDEN Adam	52.08 (=4) 0.74	1:46.48 (4) 54.40 (3) 0.51	2:41.34 (3) 54.86 (2) 0.52	3:37.212 (3) 55.870 (5) 1.490	SF
4	7	POL	3	ROSOLSKI Rafal	52.05 (3) 0.71	1:46.36 (=2) 54.31 (2) 0.39	2:42.36 (4) 56.00 (5) 1.54	3:37.700 (4) 55.340 (4) 1.978	SF
5	8	HUN	53	KOPASZ Balint	51.34 (=1) 0.00	1:47.03 (5) 55.69 (6) 1.06	2:43.08 (6) 56.05 (6) 2.26	3:38.011 (5) 54.930 (2) 2.289	SF
6	4	BUL	11	KIRCHEV Miroslav	52.16 (6) 0.82	1:47.21 (6) 55.05 (5) 1.24	2:43.04 (5) 55.83 (4) 2.22	3:39.363 (6) 56.320 (7) 3.641	X
7	3	SUI	111	WYSS Fabio	53.61 (7) 2.27	1:49.72 (7) 56.11 (7) 3.75	2:45.84 (7) 56.12 (7) 5.02	3:41.985 (7) 56.140 (6) 6.263	X

Progression System **1st - 5th + 6th BT to SF, Rest out**

<b>Course Umpire:</b>	ICF	TOTH Gheorghe	<b>Chief Official:</b>	ICF	GARNER Frank
<b>Course Umpire:</b>	ICF	FURUYA Toshihiko	<b>Chief Judge:</b>	ICF	KAHL Jens
<b>Starter:</b>	ICF	MOIR Michael	<b>Chief Judge:</b>	ICF	LEHTINEN Risto

**Weather Conditions**

Air Temperature:	Water Temperature:	Humidity:	Wind:	
25.0°C	23.0°C	58%	3.0 m/s	

**Legend:**

°C Degree Celsius      SF Qualified for Semifinals      X Eliminated  
= Equal sign indicates that two or more athletes share the same secondary rank





**Results**  
Resultados / Résultats

**Start Time: 10:15**

**Race 11**


Olympic Best Time: **NOR** LARSEN Eirik Veras Athens (GRE) 2004 Olympic Games **3:25.897**

Rank	Lane	NOC	Bib	Name	250m	500m	750m	1000m	
1	5	CZE	113	DOSTAL Josef	54.03 (7) 2.78	1:48.16 (5) 54.13 (3) 3.38	2:41.58 (3) 53.42 (1) 1.32	3:35.342 (1) 53.760 (3) 0.000	SF
2	4	AUS	45	STEWART Murray	51.26 (2) 0.01	1:44.78 (1) 53.52 (1) 0.00	2:40.26 (1) 55.48 (4) 0.00	3:36.210 (2) 55.950 (7) 0.868	SF
3	3	FRA	39	CARRE Cyrille	51.25 (1) 0.00	1:45.18 (2) 53.93 (2) 0.40	2:41.11 (2) 55.93 (6) 0.85	3:36.322 (3) 55.210 (6) 0.980	SF
4	6	SRB	70	PAJIC Dejan	53.60 (6) 2.35	1:48.95 (6) 55.35 (6) 4.17	2:43.41 (6) 54.46 (2) 3.15	3:36.884 (4) 53.470 (2) 1.542	SF
5	7	RUS	13	ANOSHKIN Roman	51.33 (3) 0.08	1:46.24 (3) 54.91 (4) 1.46	2:42.73 (4) 56.49 (7) 2.47	3:37.296 (5) 54.560 (4) 1.954	SF
6	2	ITA	27	RICCHETTI Alberto	52.66 (4) 1.41	1:47.60 (4) 54.94 (5) 2.82	2:43.02 (5) 55.42 (3) 2.76	3:37.610 (6) 54.590 (5) 2.268	X
7	8	KAZ	20	GOLENDOV Ilya	53.39 (5) 2.14	1:49.32 (7) 55.93 (7) 4.54	2:44.95 (7) 55.63 (5) 4.69	3:37.953 (7) 53.000 (1) 2.611	X

Progression System **1st - 5th + 6th BT to SF, Rest out**

<b>Course Umpire:</b>	ICF	LETIENNE Michel	<b>Chief Official:</b>	ICF	GARNER Frank
<b>Course Umpire:</b>	ICF	HAVIAR Miroslav	<b>Chief Judge:</b>	ICF	KAHL Jens
<b>Starter:</b>	ICF	MOIR Michael	<b>Chief Judge:</b>	ICF	LEHTINEN Risto

**Weather Conditions**

Air Temperature:	Water Temperature:	Humidity:	Wind:	
25.0°C	23.0°C	58%	3.0 m/s	

**Legend:**  
°C Degree Celsius      **SF** Qualified for Semifinals      **X** Eliminated



**Results**  
Resultados / Résultats

**Start Time: 10:23**

**Race 12**


Olympic Best Time: **NOR** LARSEN Eirik Veras Athens (GRE) 2004 Olympic Games **3:25.897**

Rank	Lane	NOC	Bib	Name	250m	500m	750m	1000m	
1	5	POR	79	PIMENTA Fernando	49.56 (1)	1:43.11 (1)	2:38.79 (1)	3:33.140 (1)	SF
					0.00	53.55 (1)	55.68 (6)	54.350 (5)	
						0.00	0.00	0.000	
2	4	GER	88	HOFF Max	51.21 (5)	1:45.20 (4)	2:39.83 (2)	3:33.585 (2)	SF
					1.65	53.99 (3)	54.63 (2)	53.750 (3)	
						2.09	1.04	0.445	
3	3	ESP	95	WALZ Marcus	50.07 (2)	1:44.96 (2)	2:40.47 (3)	3:33.786 (3)	SF
					0.51	54.89 (7)	55.51 (4)	53.310 (2)	
						1.85	1.68	0.646	
4	2	UZB	32	MOCHALOV Aleksey	52.84 (7)	1:47.47 (7)	2:42.02 (7)	3:34.469 (4)	SF
					3.28	54.63 (4)	54.55 (1)	52.440 (1)	
						4.36	3.23	1.329	
5	6	BEL	109	PETERS Artuur	50.37 (3)	1:45.04 (3)	2:40.58 (5)	3:34.781 (5)	SF
					0.81	54.67 (5)	55.54 (5)	54.200 (4)	
						1.93	1.79	1.641	
6	7	TUN	47	MRABET Mohamed Ali	51.50 (6)	1:45.29 (5)	2:40.50 (4)	3:35.084 (6)	SF
					1.94	53.79 (2)	55.21 (3)	54.580 (6)	
						2.18	1.71	1.944	
7	8	NZL	108	McDOWELL Marty	51.19 (4)	1:45.88 (6)	2:41.99 (6)	3:39.588 (7)	X
					1.63	54.69 (6)	56.11 (7)	57.590 (7)	
						2.77	3.20	6.448	

Progression System **1st - 5th + 6th BT to SF, Rest out**

<b>Course Umpire:</b>	ICF	WITHERDEN Alan	<b>Chief Official:</b>	ICF	GARNER Frank
<b>Course Umpire:</b>	ICF	TARABUSI Sante	<b>Chief Judge:</b>	ICF	KAHL Jens
<b>Starter:</b>	ICF	MOIR Michael	<b>Chief Judge:</b>	ICF	LEHTINEN Risto

**Weather Conditions**

Air Temperature:	Water Temperature:	Humidity:	Wind:	
25.0°C	23.0°C	58%	3.0 m/s	

**Legend:**  
°C Degree Celsius      **SF** Qualified for Semifinals      **X** Eliminated



## Start List

Lista de largada / Liste de départ

Lane	Bib	Semifinal 1 Race 20 11:21	Bib	Semifinal 2 Race 21 11:29
1	53	<b>HUN</b> KOPASZ Balint	13	<b>RUS</b> ANOSHKIN Roman
2	70	<b>SRB</b> PAJIC Dejan	32	<b>UZB</b> MOCHALOV Aleksey
3	95	<b>ESP</b> WALZ Marcus	39	<b>FRA</b> CARRE Cyrille
4	112	<b>DEN</b> HOLTEN Rene	106	<b>SVK</b> GELLE Peter
5	79	<b>POR</b> PIMENTA Fernando	113	<b>CZE</b> DOSTAL Josef
6	45	<b>AUS</b> STEWART Murray	88	<b>GER</b> HOFF Max
7	118	<b>CAN</b> van KOEVERDEN Adam	3	<b>POL</b> ROSOLSKI Rafal
8	109	<b>BEL</b> PETERS Artuur	47	<b>TUN</b> MRABET Mohamed Ali

Progression System: 1st - 4th to FA, 5th - 8th to FB



**Results**  
Resultados / Résultats

Start Time: 11:22

Race 20

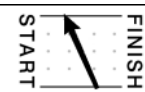
Olympic Best Time: **NOR** LARSEN Eirik Veras Athens (GRE) 2004 Olympic Games **3:25.897**

Rank	Lane	NOC	Bib	Name	250m	500m	750m	1000m	
1	6	AUS	45	STEWART Murray	51.07 (2) 0.72	1:44.68 (2) 53.61 (=1) 0.72	2:38.23 (1) 53.55 (1) 0.00	3:32.602 (1) 54.370 (5) 0.000	FA
2	5	POR	79	PIMENTA Fernando	50.35 (1) 0.00	1:43.96 (1) 53.61 (=1) 0.00	2:38.70 (2) 54.74 (6) 0.47	3:33.420 (2) 54.720 (7) 0.818	FA
3	3	ESP	95	WALZ Marcus	52.66 (5) 2.31	1:49.01 (6) 56.35 (7) 5.05	2:43.07 (7) 54.06 (3) 4.84	3:33.781 (3) 50.710 (1) 1.179	FA
4	4	DEN	112	HOLTEN Rene	51.93 (4) 1.58	1:46.86 (=3) 54.93 (4) 2.90	2:40.99 (3) 54.13 (5) 2.76	3:34.344 (4) 53.350 (2) 1.742	FA
5	1	HUN	53	KOPASZ Balint	52.67 (6) 2.32	1:47.18 (5) 54.51 (3) 3.22	2:41.27 (4) 54.09 (4) 3.04	3:34.772 (5) 53.500 (3) 2.170	FB
6	7	CAN	118	van KOEVERDEN Adam	53.40 (7) 3.05	1:49.07 (7) 55.67 (6) 5.11	2:42.70 (5) 53.63 (2) 4.47	3:36.230 (6) 53.530 (4) 3.628	FB
7	8	BEL	109	PETERS Artuur	51.28 (3) 0.93	1:46.86 (=3) 55.58 (5) 2.90	2:42.92 (6) 56.06 (8) 4.69	3:37.586 (7) 54.660 (6) 4.984	FB
8	2	SRB	70	PAJIC Dejan	54.63 (8) 4.28	1:52.48 (8) 57.85 (8) 8.52	2:48.37 (8) 55.89 (7) 10.14	3:48.158 (8) 59.780 (8) 15.556	FB

Progression System 1st - 4th to FA, 5th - 8th to FB

Course Umpire:	ICF	WITHERDEN Alan	Chief Official:	ICF	GARNER Frank
Course Umpire:	ICF	TARABUSI Sante	Chief Judge:	ICF	KAHL Jens
Starter:	ICF	MOIR Michael	Chief Judge:	ICF	LEHTINEN Risto

Weather Conditions

Air Temperature:	Water Temperature:	Humidity:	Wind:	
25.0°C	24.0°C	58%	3.0 m/s	

Legend:

°C Degree Celsius      FA Final A      FB Final B  
= Equal sign indicates that two or more athletes share the same secondary rank



## Results

### Resultados / Résultats

**Start Time: 11:29**
**Race 21**


 Olympic Best Time: **NOR** LARSEN Eirik Veras Athens (GRE) 2004 Olympic Games **3:25.897**

Rank	Lane	NOC	Bib	Name	250m		500m		750m		1000m		
1	1	RUS	13	ANOSHKIN Roman	51.95	(1)	1:46.31	(1)	2:40.08	(1)	3:34.833	(1)	FA
					0.00		54.36	(1)	53.77	(1)	54.750	(6)	
							0.00		0.00		0.000		
2	6	GER	88	HOFF Max	52.38	(2)	1:48.02	(5)	2:43.26	(4)	3:36.136	(2)	FA
					0.43		55.64	(5)	55.24	(6)	52.870	(3)	
							1.71		3.18		1.303		
3	4	SVK	106	GELLE Peter	54.84	(7)	1:50.87	(7)	2:45.23	(7)	3:36.193	(3)	FA
					2.89		56.03	(7)	54.36	(2)	50.960	(1)	
							4.56		5.15		1.360		
4	5	CZE	113	DOSTAL Josef	52.92	(4)	1:47.68	(3)	2:42.70	(3)	3:36.384	(4)	FA
					0.97		54.76	(2)	55.02	(5)	53.680	(4)	
							1.37		2.62		1.551		
5	2	UZB	32	MOCHALOV Aleksey	53.08	(6)	1:49.08	(6)	2:44.95	(6)	3:36.968	(5)	FB
					1.13		56.00	(6)	55.87	(8)	52.010	(2)	
							2.77		4.87		2.135		
6	3	FRA	39	CARRE Cyrille	52.45	(3)	1:47.66	(2)	2:42.57	(2)	3:38.115	(6)	FB
					0.50		55.21	(4)	54.91	(4)	55.540	(8)	
							1.35		2.49		3.282		
7	7	POL	3	ROSOLSKI Rafal	53.00	(5)	1:47.92	(4)	2:43.72	(5)	3:38.379	(7)	FB
					1.05		54.92	(3)	55.80	(7)	54.650	(5)	
							1.61		3.64		3.546		
8	8	TUN	47	MRABET Mohamed Ali	56.03	(8)	1:53.02	(8)	2:47.79	(8)	3:43.145	(8)	FB
					4.08		56.99	(8)	54.77	(3)	55.350	(7)	
							6.71		7.71		8.312		

 Progression System **1st - 4th to FA, 5th - 8th to FB**

<b>Course Umpire:</b>	ICF	TOTH Gheorghe	<b>Chief Official:</b>	ICF	GARNER Frank
<b>Course Umpire:</b>	ICF	FURUYA Toshihiko	<b>Chief Judge:</b>	ICF	KAHL Jens
<b>Starter:</b>	ICF	MOIR Michael	<b>Chief Judge:</b>	ICF	LEHTINEN Risto

**Weather Conditions**

Air Temperature:	Water Temperature:	Humidity:	Wind:	
25.0°C	24.0°C	58%	3.0 m/s	

<b>Legend:</b>	°C	Degree Celsius	<b>FA</b>	Final A	<b>FB</b>	Final B
----------------	----	----------------	-----------	---------	-----------	---------



### Start List

Lista de largada / Liste de départ

Lane	Bib	Final B Race 28 10:04	Bib	Final A Race 29 10:12
1	70	<b>SRB</b> PAJIC Dejan	112	<b>DEN</b> HOLTEN Rene
2	3	<b>POL</b> ROSOLSKI Rafal	106	<b>SVK</b> GELLE Peter
3	118	<b>CAN</b> van KOEVERDEN Adam	79	<b>POR</b> PIMENTA Fernando
4	32	<b>UZB</b> MOCHALOV Aleksey	13	<b>RUS</b> ANOSHKIN Roman
5	53	<b>HUN</b> KOPASZ Balint	45	<b>AUS</b> STEWART Murray
6	39	<b>FRA</b> CARRE Cyrille	88	<b>GER</b> HOFF Max
7	109	<b>BEL</b> PETERS Artuur	95	<b>ESP</b> WALZ Marcus
8	47	<b>TUN</b> MRABET Mohamed Ali	113	<b>CZE</b> DOSTAL Josef



**Results**  
Resultados / Résultats

**Start Time: 10:04**


**Race 28**

Olympic Best Time: **NOR** LARSEN Eirik Veras Athens (GRE) 2004 Olympic Games **3:25.897**

Rank	Lane	NOC	Bib	Name	250m	500m	750m	1000m	
1	3	CAN	118	van KOEVERDEN Adam	50.85 (2)	1:43.89 (1) 53.04 (1)	2:38.21 (1) 54.32 (1)	3:31.872 (1) 53.660 (2)	
					0.24	0.00	0.00	0.000	
2	5	HUN	53	KOPASZ Balint	51.31 (4)	1:45.29 (4) 53.98 (4)	2:39.70 (3) 54.41 (2)	3:32.392 (2) 52.690 (1)	
					0.70	1.40	1.49	0.520	
3	7	BEL	109	PETERS Artuur	50.61 (1)	1:44.20 (2) 53.59 (3)	2:39.01 (2) 54.81 (3)	3:33.521 (3) 54.510 (3)	
					0.00	0.31	0.80	1.649	
4	4	UZB	32	MOCHALOV Aleksey	51.01 (3)	1:44.53 (3) 53.52 (2)	2:39.76 (4) 55.23 (4)	3:34.807 (4) 55.040 (4)	
					0.40	0.64	1.55	2.935	
5	6	FRA	39	CARRE Cyrille	51.79 (6)	1:45.98 (5) 54.19 (6)	2:41.27 (5) 55.29 (5)	3:36.606 (5) 55.330 (5)	
					1.18	2.09	3.06	4.734	
6	2	POL	3	ROSOLSKI Rafal	52.32 (7)	1:46.50 (6) 54.18 (5)	2:42.71 (6) 56.21 (7)	3:39.021 (6) 56.310 (6)	
					1.71	2.61	4.50	7.149	
7	1	SRB	70	PAJIC Dejan	51.66 (5)	1:46.85 (7) 55.19 (7)	2:42.92 (7) 56.07 (6)	3:40.502 (7) 57.580 (7)	
					1.05	2.96	4.71	8.630	
8	8	TUN	47	MRABET Mohamed Ali	53.44 (8)	1:49.96 (8) 56.52 (8)	2:46.80 (8) 56.84 (8)	3:45.122 (8) 58.320 (8)	
					2.83	6.07	8.59	13.250	

<b>Course Umpire:</b>	ICF	LETIENNE Michel	<b>Chief Official:</b>	ICF	GARNER Frank
<b>Course Umpire:</b>	ICF	HAVIAR Miroslav	<b>Chief Judge:</b>	ICF	KAHL Jens
<b>Starter:</b>	ICF	MOIR Michael	<b>Chief Judge:</b>	ICF	LEHTINEN Risto

**Weather Conditions**

Air Temperature:	Water Temperature:	Humidity:	Wind:	
23.0°C	20.0°C	74%	2.0 m/s	

**Legend:**  
°C Degree Celsius



**Results**  
Resultados / Résultats

**Start Time: 10:12**


**Race 29**

Olympic Best Time: **NOR** LARSEN Eirik Veras Athens (GRE) 2004 Olympic Games **3:25.897**

Rank	Lane	NOC	Bib	Name	250m	500m	750m	1000m	
1	7	ESP	95	WALZ Marcus	50.23 (2) 0.92	1:45.46 (5) 55.23 (7) 2.81	2:39.43 (5) 53.97 (4) 2.05	3:31.447 (1) 52.010 (1) 0.000	
2	8	CZE	113	DOSTAL Josef	50.78 (5) 1.47	1:43.77 (3) 52.99 (2) 1.12	2:37.66 (3) 53.89 (2) 0.28	3:32.145 (2) 54.480 (2) 0.698	
3	4	RUS	13	ANOSHKIN Roman	50.64 (3) 1.33	1:44.09 (4) 53.45 (4) 1.44	2:37.54 (2) 53.45 (1) 0.16	3:33.363 (3) 55.820 (6) 1.916	
4	5	AUS	45	STEWART Murray	50.70 (4) 1.39	1:43.46 (2) 52.76 (1) 0.81	2:37.38 (1) 53.92 (3) 0.00	3:33.741 (4) 56.360 (7) 2.294	
5	3	POR	79	PIMENTA Fernando	49.31 (1) 0.00	1:42.65 (1) 53.34 (3) 0.00	2:38.27 (4) 55.62 (7) 0.89	3:35.349 (5) 57.070 (8) 3.902	
6	1	DEN	112	HOLTEN Rene	51.10 (6) 1.79	1:45.83 (6) 54.73 (5) 3.18	2:41.41 (6) 55.58 (6) 4.03	3:36.840 (6) 55.430 (4) 5.393	
7	6	GER	88	HOFF Max	51.56 (7) 2.25	1:46.78 (7) 55.22 (6) 4.13	2:42.09 (7) 55.31 (5) 4.71	3:37.581 (7) 55.490 (5) 6.134	
8	2	SVK	106	GELLE Peter	53.40 (8) 4.09	1:49.64 (8) 56.24 (8) 6.99	2:45.32 (8) 55.68 (8) 7.94	3:40.691 (8) 55.370 (3) 9.244	

<b>Course Umpire:</b>	ICF	LETIENNE Michel	<b>Chief Official:</b>	ICF	GARNER Frank
<b>Course Umpire:</b>	ICF	HAVIAR Miroslav	<b>Chief Judge:</b>	ICF	KAHL Jens
<b>Starter:</b>	ICF	MOIR Michael	<b>Chief Judge:</b>	ICF	LEHTINEN Risto

**Weather Conditions**

Air Temperature:	Water Temperature:	Humidity:	Wind:	
23.0°C	20.0°C	74%	2.0 m/s	

**Legend:**  
°C Degree Celsius





## Results Summary by Event

Resumo dos resultados por evento / Résumé des résultats par épreuve

Race	Date	Round	Rank								Progression System
			1	2	3	4	5	6	7	8	
<b>Heats</b>											
10	15 AUG	1	<b>DEN</b>	<b>SVK</b>	<b>CAN</b>	<b>POL</b>	<b>HUN</b>	<b>BUL</b>	<b>SUI</b>	1st - 5th + 6th BT to SF, Rest out	
			3:35.722	3:36.342	3:37.212	3:37.700	3:38.011	3:39.363	3:41.985		
11	15 AUG	2	<b>CZE</b>	<b>AUS</b>	<b>FRA</b>	<b>SRB</b>	<b>RUS</b>	<b>ITA</b>	<b>KAZ</b>		
			3:35.342	3:36.210	3:36.322	3:36.884	3:37.296	3:37.610	3:37.953		
12	15 AUG	3	<b>POR</b>	<b>GER</b>	<b>ESP</b>	<b>UZB</b>	<b>BEL</b>	<b>TUN</b>	<b>NZL</b>		
			3:33.140	3:33.585	3:33.786	3:34.469	3:34.781	3:35.084	3:39.588		
<b>Semifinals</b>											
20	15 AUG	1	<b>AUS</b>	<b>POR</b>	<b>ESP</b>	<b>DEN</b>	<b>HUN</b>	<b>CAN</b>	<b>BEL</b>	<b>SRB</b>	1st - 4th to FA, 5th - 8th to FB
			3:32.602	3:33.420	3:33.781	3:34.344	3:34.772	3:36.230	3:37.586	3:48.158	
21	15 AUG	2	<b>RUS</b>	<b>GER</b>	<b>SVK</b>	<b>CZE</b>	<b>UZB</b>	<b>FRA</b>	<b>POL</b>	<b>TUN</b>	
			3:34.833	3:36.136	3:36.193	3:36.384	3:36.968	3:38.115	3:38.379	3:43.145	
<b>Finals</b>											
28	16 AUG	B	<b>CAN</b>	<b>HUN</b>	<b>BEL</b>	<b>UZB</b>	<b>FRA</b>	<b>POL</b>	<b>SRB</b>	<b>TUN</b>	
			3:31.872	3:32.392	3:33.521	3:34.807	3:36.606	3:39.021	3:40.502	3:45.122	
29	16 AUG	A	<b>ESP</b>	<b>CZE</b>	<b>RUS</b>	<b>AUS</b>	<b>POR</b>	<b>DEN</b>	<b>GER</b>	<b>SVK</b>	
			3:31.447	3:32.145	3:33.363	3:33.741	3:35.349	3:36.840	3:37.581	3:40.691	



## Entry List by Event

Lista de inscritos por evento / Liste des inscrits par épreuve

As of SAT 13 AUG 2016

### Bib AUS

145 BOWKER Daniel  
146 WOOD Jordan

### Bib BRA

62 FREITAS da SILVA Edson Isaías  
147 BITENCOURT RIBEIRO Gilvan

### Bib CAN

148 COCHRANE Ryan  
149 FOURNEL Hugues

### Bib ESP

94 CRAVIOTTO Saul  
150 TORO Cristian

### Bib FRA

151 JOUVE Sebastien  
38 BEAUMONT Maxime

### Bib GBR

99 HEATH Liam  
152 SCHOFIELD Jon

### Bib GER

90 RAUHE Ronny  
153 LIEBSCHER Tom

### Bib HUN

243 TOTKA Sandor  
74 MOLNAR Peter

### Bib ITA

27 RICCHETTI Alberto  
154 CRENNNA Mauro

### Bib KAZ

83 TOKARNYTSKYI Sergii  
155 YERGUCHYOV Andrey

### Bib KOR

156 CHOI Minkyu  
55 CHO Gwanghee

### Bib LTU

157 LANKAS Aurimas  
158 RAMANAUSKAS Edvinas

### Bib SRB

159 GRUJIC Nebojsa  
69 NOVAKOVIC Marko

**Note:**  
List of NOCs by alphabetical order.



**Start List**

Lista de largada / Liste de départ

**REVISED**  
14 AUG 14:30

Lane	Bib	Heat 1 Race 35 9:44	Bib	Heat 2 Race 36 9:51
1				
2		<b>KAZ</b> 83 TOKARNYTSKYI Sergii 155 YERGUCHOV Andrey		<b>BRA</b> 62 FREITAS da SILVA Edson Isaias 147 BITENCOURT RIBEIRO Gilvan
3		<b>ESP</b> 94 CRAVIOTTO Saul 150 TORO Cristian		<b>CAN</b> 148 COCHRANE Ryan 149 FOURNEL Hugues
4		<b>GBR</b> 99 HEATH Liam 152 SCHOFIELD Jon		<b>FRA</b> 151 JOUVE Sebastien 38 BEAUMONT Maxime
5		<b>HUN</b> 243 TOTKA Sandor 74 MOLNAR Peter		<b>SRB</b> 159 GRUJIC Nebojsa 69 NOVAKOVIC Marko
6		<b>GER</b> 90 RAUHE Ronald 153 LIEBSCHER Tom		<b>LTU</b> 157 LANKAS Aurimas 158 RAMANAUSKAS Edvinas
7		<b>ITA</b> 27 RICCHETTI Alberto 154 CRENNNA Mauro		<b>AUS</b> 145 BOWKER Daniel 146 WOOD Jordan
8		<b>KOR</b> 156 CHOI Minkyu 55 CHO Gwanghee		

Progression System: **1st to FA, Rest to SF**



**Results**  
Resultados / Résultats

**Start Time: 9:43**

**Race 35**


Olympic Best Time: <b>RUS</b> Postrigay / Dyachenko	London (GBR) 2012	Olympic Games	<b>32.051</b>
---	-------------------	---------------	---------------

Rank	Lane	NOC	Bib	Name	200m		
1	3	ESP	94 150	CRAVIOTTO Saul TORO Cristian	31.161 0.000	(1)	FA
2	5	HUN	243 74	TOTKA Sandor MOLNAR Peter	31.438 0.277	(2)	SF
3	4	GBR	99 152	HEATH Liam SCHOFIELD Jon	31.534 0.373	(3)	SF
4	6	GER	90 153	RAUHE Ronald LIEBSCHER Tom	31.572 0.411	(4)	SF
5	2	KAZ	83 155	TOKARNYTSKYI Sergii YERGUCHYOV Andrey	33.807 2.646	(5)	SF
6	8	KOR	156 55	CHOI Minkyu CHO Gwanghee	33.825 2.664	(6)	SF
7	7	ITA	27 154	RICCHETTI Alberto CRENNA Mauro	34.000 2.839	(7)	SF

Progression System **1st to FA, Rest to SF**

<b>Course Umpire:</b>	ICF	WITHERDEN Alan	<b>Chief Official:</b>	ICF	GARNER Frank
<b>Course Umpire:</b>	ICF	TARABUSI Sante	<b>Chief Judge:</b>	ICF	KAHL Jens
<b>Starter:</b>	ICF	MOULE Peter	<b>Chief Judge:</b>	ICF	LEHTINEN Risto

**Weather Conditions**

Air Temperature:	Water Temperature:	Humidity:	Wind:	
23.0°C	23.5°C	75%	2.2 m/s	

<b>Legend:</b>	°C Degree Celsius	<b>FA</b> Final A	<b>SF</b> Qualified for Semifinals
----------------	-------------------	-------------------	------------------------------------



**Results**  
Resultados / Résultats

Start Time: 9:51

Race 36


Olympic Best Time: **RUS** Postrigay / Dyachenko London (GBR) 2012 Olympic Games **32.051**

Rank	Lane	NOC	Bib	Name	200m		
1	6	LTU	157	LANKAS Aurimas	31.755	(1)	FA
			158	RAMANAUSKAS Edvinas	0.000		
2	5	SRB	159	GRUJIC Nebojsa	31.776	(2)	SF
			69	NOVAKOVIC Marko	0.021		
3	4	FRA	151	JOUVE Sebastien	31.855	(3)	SF
			38	BEAUMONT Maxime	0.100		
4	3	CAN	148	COCHRANE Ryan	32.749	(4)	SF
			149	FOURNEL Hugues	0.994		
5	2	BRA	62	FREITAS da SILVA Edson Isaias	33.021	(5)	SF
			147	BITENCOURT RIBEIRO Gilvan	1.266		
6	7	AUS	145	BOWKER Daniel	34.246	(6)	SF
			146	WOOD Jordan	2.491		

Progression System **1st to FA, Rest to SF**

Course Umpire:	ICF	TOTH Gheorghe	Chief Official:	ICF	GARNER Frank
Course Umpire:	ICF	FURUYA Toshihiko	Chief Judge:	ICF	KAHL Jens
Starter:	ICF	MOULE Peter	Chief Judge:	ICF	LEHTINEN Risto

**Weather Conditions**

Air Temperature:	Water Temperature:	Humidity:	Wind:	
24.3°C	23.5°C	24%	1.8 m/s	

<b>Legend:</b>	°C Degree Celsius	<b>FA</b> Final A	<b>SF</b> Qualified for Semifinals
----------------	-------------------	-------------------	------------------------------------



**Start List**

Lista de largada / Liste de départ

**REVISED**  
17 AUG 10:12

Lane	Bib	Semifinal 1 Race 45 11:03	Bib	Semifinal 2 Race 46 11:10
1				
2		<b>AUS</b> 146 WOOD Jordan 145 BOWKER Daniel		<b>KOR</b> 156 CHOI Minkyu 55 CHO Gwanghee
3		<b>GER</b> 90 RAUHE Ronald 153 LIEBSCHER Tom		<b>CAN</b> 148 COCHRANE Ryan 149 FOURNEL Hugues
4		<b>SRB</b> 159 GRUJIC Nebojsa 69 NOVAKOVIC Marko		<b>HUN</b> 243 TOTKA Sandor 74 MOLNAR Peter
5		<b>GBR</b> 99 HEATH Liam 152 SCHOFIELD Jon		<b>FRA</b> 151 JOUVE Sebastien 38 BEAUMONT Maxime
6		<b>BRA</b> 62 FREITAS da SILVA Edson Isaias 147 BITENCOURT RIBEIRO Gilvan		<b>KAZ</b> 83 TOKARNYTSKYI Sergii 155 YERGUCHYOV Andrey
7		<b>ITA</b> 27 RICCHETTI Alberto 154 CRENNNA Mauro		
8				

Progression System: 1st - 3rd to FA, 4th - 7th to FB



**Results**  
Resultados / Résultats

**Start Time: 11:02**

**Race 45**


Olympic Best Time: **RUS** Postrigay / Dyachenko London (GBR) 2012 Olympic Games **32.051**

Rank	Lane	NOC	Bib	Name	200m		
1	5	GBR	99 152	HEATH Liam SCHOFIELD Jon	31.899	(1)	FA
					0.000		
2	3	GER	90 153	RAUHE Ronald LIEBSCHER Tom	32.061	(2)	FA
					0.162		
3	4	SRB	159 69	GRUJIC Nebojsa NOVAKOVIC Marko	32.513	(3)	FA
					0.614		
4	6	BRA	62 147	FREITAS da SILVA Edson Isaias BITENCOURT RIBEIRO Gilvan	33.359	(4)	FB
					1.460		
5	7	ITA	27 154	RICCHETTI Alberto CRENNA Mauro	34.318	(5)	FB
					2.419		
6	2	AUS	146 145	WOOD Jordan BOWKER Daniel	34.845	(6)	FB
					2.946		

Progression System **1st - 3rd to FA, 4th - 7th to FB**

<b>Course Umpire:</b>	ICF	TOTH Gheorghe	<b>Chief Official:</b>	ICF	GARNER Frank
<b>Course Umpire:</b>	ICF	FURUYA Toshihiko	<b>Chief Judge:</b>	ICF	KAHL Jens
<b>Starter:</b>	ICF	MOULE Peter	<b>Chief Judge:</b>	ICF	LEHTINEN Risto

**Weather Conditions**

Air Temperature:	Water Temperature:	Humidity:	Wind:	
23.3°C	23.5°C	24%	3.2 m/s	

<b>Legend:</b>				
°C	Degree Celsius	<b>FA</b>	Final A	<b>FB</b> Final B



## Results

### Resultados / Résultats

**Start Time: 11:10**
**Race 46**


 Olympic Best Time: **RUS** Postrigay / Dyachenko London (GBR) 2012 Olympic Games **32.051**

Rank	Lane	NOC	Bib	Name	200m		
1	4	HUN	243 74	TOTKA Sandor MOLNAR Peter	32.138	(1)	FA
					0.000		
2	5	FRA	151 38	JOUVE Sebastien BEAUMONT Maxime	32.526	(2)	FA
					0.388		
3	3	CAN	148 149	COCHRANE Ryan FOURNEL Hugues	33.494	(3)	FA
					1.356		
4	2	KOR	156 55	CHOI Minkyu CHO Gwanghee	33.767	(4)	FB
					1.629		
5	6	KAZ	83 155	TOKARNYTSKYI Sergii YERGUCHYOV Andrey	35.151	(5)	FB
					3.013		

 Progression System **1st - 3rd to FA, 4th - 7th to FB**

<b>Course Umpire:</b>	ICF	LETIENNE Michel	<b>Chief Official:</b>	ICF	GARNER Frank
<b>Course Umpire:</b>	ICF	HAVIAR Miroslav	<b>Chief Judge:</b>	ICF	KAHL Jens
<b>Starter:</b>	ICF	MOULE Peter	<b>Chief Judge:</b>	ICF	LEHTINEN Risto

**Weather Conditions**

Air Temperature:	Water Temperature:	Humidity:	Wind:	
27.3°C	23.5°C	27%	0.4 m/s	

<b>Legend:</b>				
°C	Degree Celsius	<b>FA</b>	Final A	<b>FB</b> Final B





**Start List**

Lista de largada / Liste de départ

Lane	Bib	Final B Race 54 9:40	Bib	Final A Race 55 9:47
1				<b>SRB</b> 159 GRUJIC Nebojsa 69 NOVAKOVIC Marko
2				<b>FRA</b> 151 JOUVE Sebastien 38 BEAUMONT Maxime
3		<b>ITA</b> 27 RICCHETTI Alberto 154 CRENNNA Mauro		<b>GBR</b> 99 HEATH Liam 152 SCHOFIELD Jon
4		<b>KOR</b> 156 CHOI Minkyu 55 CHO Gwanghee		<b>LTU</b> 157 LANKAS Aurimas 158 RAMANAUSKAS Edvinas
5		<b>BRA</b> 62 FREITAS da SILVA Edson Isaias 147 BITENCOURT RIBEIRO Gilvan		<b>ESP</b> 94 CRAVIOTTO Saul 150 TORO Cristian
6		<b>KAZ</b> 83 TOKARNYTSKYI Sergii 155 YERGUCHYOV Andrey		<b>HUN</b> 243 TOTKA Sandor 74 MOLNAR Peter
7		<b>AUS</b> 146 WOOD Jordan 145 BOWKER Daniel		<b>GER</b> 90 RAUHE Ronald 153 LIEBSCHER Tom
8				<b>CAN</b> 148 COCHRANE Ryan 149 FOURNEL Hugues



**Results**  
Resultados / Résultats

**Start Time: 9:40**

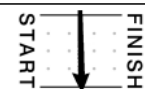
**Race 54**

Olympic Best Time:	<b>RUS</b>	Postrigay / Dyachenko	London (GBR) 2012	Olympic Games	<b>32.051</b>
--------------------	------------	-----------------------	-------------------	---------------	---------------

Rank	Lane	NOC	Bib	Name	200m	
1	4	KOR	156 55	CHOI Minkyu CHO Gwanghee	33.812	(1)
					0.000	
2	5	BRA	62 147	FREITAS da SILVA Edson Isaias BITENCOURT RIBEIRO Gilvan	33.992	(2)
					0.180	
3	7	AUS	146 145	WOOD Jordan BOWKER Daniel	35.334	(3)
					1.522	
4	6	KAZ	83 155	TOKARNYTSKYI Sergii YERGUCHYOV Andrey	35.427	(4)
					1.615	
5	3	ITA	27 154	RICCHETTI Alberto CRENNA Mauro	35.516	(5)
					1.704	

<b>Course Umpire:</b>	ICF	WITHERDEN Alan	<b>Chief Official:</b>	ICF	GARNER Frank
<b>Course Umpire:</b>	ICF	TARABUSI Sante	<b>Chief Judge:</b>	ICF	KAHL Jens
<b>Starter:</b>	ICF	MOULE Peter	<b>Chief Judge:</b>	ICF	LEHTINEN Risto

**Weather Conditions**

Air Temperature:	Water Temperature:	Humidity:	Wind:	
24.3°C	20.0°C	23%	0.4 m/s	

**Legend:**  
°C Degree Celsius



**Results**  
Resultados / Résultats

**Start Time: 9:46**


**Race 55**

Olympic Best Time:	<b>RUS</b>	Postrigay / Dyachenko	London (GBR) 2012	Olympic Games	<b>32.051</b>
--------------------	------------	-----------------------	-------------------	---------------	---------------

Rank	Lane	NOC	Bib	Name	200m	
1	5	ESP	94 150	CRAVIOTTO Saul TORO Cristian	32.075	(1)
					0.000	
2	3	GBR	99 152	HEATH Liam SCHOFIELD Jon	32.368	(2)
					0.293	
3	4	LTU	157 158	LANKAS Aurimas RAMANAUSKAS Edvinas	32.382	(3)
					0.307	
4	6	HUN	243 74	TOTKA Sandor MOLNAR Peter	32.412	(4)
					0.337	
5	7	GER	90 153	RAUHE Ronald LIEBSCHER Tom	32.488	(5)
					0.413	
6	1	SRB	159 69	GRUJIC Nebojsa NOVAKOVIC Marko	32.656	(6)
					0.581	
7	2	FRA	151 38	JOUVE Sebastien BEAUMONT Maxime	32.699	(7)
					0.624	
8	8	CAN	148 149	COCHRANE Ryan FOURNEL Hugues	33.767	(8)
					1.692	

<b>Course Umpire:</b>	ICF	TOTH Gheorghe	<b>Chief Official:</b>	ICF	GARNER Frank
<b>Course Umpire:</b>	ICF	FURUYA Toshihiko	<b>Chief Judge:</b>	ICF	KAHL Jens
<b>Starter:</b>	ICF	MOULE Peter	<b>Chief Judge:</b>	ICF	LEHTINEN Risto

**Weather Conditions**

Air Temperature:	Water Temperature:	Humidity:	Wind:	
24.3°C	20.0°C	23%	0.4 m/s	

**Legend:**  
°C Degree Celsius



## Results Summary by Event

Resumo dos resultados por evento / Résumé des résultats par épreuve

Race	Date	Round	Rank								Progression System
			1	2	3	4	5	6	7	8	
<b>Heats</b>											
35	17 AUG	1	<b>ESP</b>	<b>HUN</b>	<b>GBR</b>	<b>GER</b>	<b>KAZ</b>	<b>KOR</b>	<b>ITA</b>	1st to FA, Rest to SF	
			31.161	31.438	31.534	31.572	33.807	33.825	34.000		
36	17 AUG	2	<b>LTU</b>	<b>SRB</b>	<b>FRA</b>	<b>CAN</b>	<b>BRA</b>	<b>AUS</b>			
			31.755	31.776	31.855	32.749	33.021	34.246			
<b>Semifinals</b>											
45	17 AUG	1	<b>GBR</b>	<b>GER</b>	<b>SRB</b>	<b>BRA</b>	<b>ITA</b>	<b>AUS</b>	1st - 3rd to FA, 4th - 7th to FB		
			31.899	32.061	32.513	33.359	34.318	34.845			
46	17 AUG	2	<b>HUN</b>	<b>FRA</b>	<b>CAN</b>	<b>KOR</b>	<b>KAZ</b>				
			32.138	32.526	33.494	33.767	35.151				
<b>Finals</b>											
54	18 AUG	B	<b>KOR</b>	<b>BRA</b>	<b>AUS</b>	<b>KAZ</b>	<b>ITA</b>				
			33.812	33.992	35.334	35.427	35.516				
55	18 AUG	A	<b>ESP</b>	<b>GBR</b>	<b>LTU</b>	<b>HUN</b>	<b>GER</b>	<b>SRB</b>	<b>FRA</b>	<b>CAN</b>	
			32.075	32.368	32.382	32.412	32.488	32.656	32.699	33.767	



## Entry List by Event

Lista de inscritos por evento / Liste des inscrits par épreuve

As of SAT 13 AUG 2016

### Bib AUS

122 WALLACE Ken  
123 TAME Lachlan

### Bib GER

131 RENDSCHMIDT Max  
130 GROSS Marcus

### Bib LTU

137 NEKRIOUS Ricardas  
138 OLIJNIK Andrej

### Bib CUB

125 GARCIA Jorge Antonio  
124 TORRES Reinier

### Bib HUN

132 HUFNAGEL Tibor  
133 CEINER Benjamin

### Bib POR

140 SILVA Emanuel  
139 RIBEIRO Joao

### Bib CZE

126 HAVEL Daniel  
127 STERBA Jan

### Bib ITA

134 RIPAMONTI Nicola  
135 DRESSINO Giulio

### Bib SRB

141 TOMICEVIC Marko  
142 ZORIC Milenko

### Bib FRA

128 HYBOIS Arnaud  
129 HUBERT Etienne

### Bib KAZ

18 ALEXEYEV Yevgeniy  
136 DERGUNOV Alexey

### Bib SVK

143 VLCEK Erik  
144 TARR Juraj

**Note:**  
List of NOCs by alphabetical order.



## Start List

Lista de largada / Liste de départ

Lane	Bib	Heat 1 Race 30 9:00	Bib	Heat 2 Race 31 9:08
1				
2		<b>CUB</b> 125 GARCIA Jorge Antonio 124 TORRES Reinier		<b>POR</b> 140 SILVA Emanuel 139 RIBEIRO Joao
3		<b>CZE</b> 126 HAVEL Daniel 127 STERBA Jan		<b>ITA</b> 134 RIPAMONTI Nicola 135 DRESSINO Giulio
4		<b>SVK</b> 143 VLCEK Erik 144 TARR Juraj		<b>SRB</b> 141 TOMICEVIC Marko 142 ZORIC Milenko
5		<b>GER</b> 131 RENDSCHMIDT Max 130 GROSS Marcus		<b>AUS</b> 122 WALLACE Ken 123 TAME Lachlan
6		<b>FRA</b> 128 HYBOIS Arnaud 129 HUBERT Etienne		<b>LTU</b> 137 NEKRIOUSIUS Ricardas 138 OLJNIK Andrej
7		<b>HUN</b> 132 HUFNAGEL Tibor 133 CEINER Benjamin		<b>KAZ</b> 18 ALEXEYEV Yevgeniy 136 DERGUNOV Alexey
8				

Progression System: **1st to FA, Rest to SF**



**Results**  
Resultados / Résultats

**Start Time: 8:59**

**Race 30**


Olympic Best Time: **ITA** Rossi / Scarpa Atlanta, GA (USA) 1996 Olympic Games **3:09.190**

Rank	Lane	NOC	Bib	Name	250m	500m	750m	1000m	
1	5	GER	131	RENDSCHMIDT Max	44.49 (1)	1:33.46 (1)	2:25.91 (1)	3:19.258 (1)	FA
			130	GROSS Marcus	0.00	48.97 (1)	52.45 (1)	53.340 (5)	
						0.00	0.00	0.000	
2	4	SVK	143	VLCEK Erik	47.29 (4)	1:38.77 (2)	2:35.68 (5)	3:24.728 (2)	SF
			144	TARR Juraj	2.80	51.48 (3)	56.91 (5)	49.040 (1)	
						5.31	9.77	5.470	
3	7	HUN	132	HUFNAGEL Tibor	49.24 (6)	1:40.16 (4)	2:33.02 (2)	3:25.580 (3)	SF
			133	CEINER Benjamin	4.75	50.92 (2)	52.86 (2)	52.560 (4)	
						6.70	7.11	6.322	
4	6	FRA	128	HYBOIS Arnaud	46.81 (3)	1:39.21 (3)	2:33.57 (3)	3:25.654 (4)	SF
			129	HUBERT Etienne	2.32	52.40 (4)	54.36 (4)	52.080 (3)	
						5.75	7.66	6.396	
5	2	CUB	125	GARCIA Jorge Antonio	47.68 (5)	1:40.27 (5)	2:34.57 (4)	3:25.711 (5)	SF
			124	TORRES Reinier	3.19	52.59 (5)	54.30 (3)	51.140 (2)	
						6.81	8.66	6.453	
6	3	CZE	126	HAVEL Daniel	46.50 (2)	1:49.76 (6)	2:52.62 (6)	3:53.907 (6)	SF
			127	STERBA Jan	2.01	1:03.26 (6)	1:02.86 (6)	1:01.280 (6)	
						16.30	26.71	34.649	

Progression System **1st to FA, Rest to SF**

<b>Course Umpire:</b>	ICF	WITHERDEN Alan	<b>Chief Official:</b>	ICF	GARNER Frank
<b>Course Umpire:</b>	ICF	TARABUSI Sante	<b>Chief Judge:</b>	ICF	KAHL Jens
<b>Starter:</b>	ICF	MOULE Peter	<b>Chief Judge:</b>	ICF	LEHTINEN Risto

**Weather Conditions**

Air Temperature:	Water Temperature:	Humidity:	Wind:	
23.0°C	23.5°C	75%	3.2 m/s	

<b>Legend:</b>	°C Degree Celsius	<b>FA</b> Final A	<b>SF</b> Qualified for Semifinals
----------------	-------------------	-------------------	------------------------------------



**Results**  
Resultados / Résultats

**Start Time: 9:07**

**Race 31**


Olympic Best Time: **ITA** Rossi / Scarpa Atlanta, GA (USA) 1996 Olympic Games **3:09.190**

Rank	Lane	NOC	Bib	Name	250m	500m	750m	1000m	
1	4	SRB	141	TOMICEVIC Marko	46.42 (3)	1:35.27 (2)	2:25.68 (2)	3:15.298 (1)	FA
			142	ZORIC Milenko		48.85 (1)	50.41 (1)	49.610 (1)	
					2.04	1.80	0.46	0.000	
2	5	AUS	122	WALLACE Ken	44.38 (1)	1:33.47 (1)	2:25.22 (1)	3:23.019 (2)	SF
			123	TAME Lachlan		49.09 (2)	51.75 (2)	57.790 (6)	
					0.00	0.00	0.00	7.721	
3	6	LTU	137	NEKRIOSIUS Ricardas	47.06 (4)	1:38.42 (4)	2:30.51 (3)	3:24.246 (3)	SF
			138	OLIJNIK Andrej		51.36 (4)	52.09 (3)	53.730 (3)	
					2.68	4.95	5.29	8.948	
4	2	POR	140	SILVA Emanuel	46.33 (2)	1:36.74 (3)	2:30.90 (4)	3:26.284 (4)	SF
			139	RIBEIRO Joao		50.41 (3)	54.16 (5)	55.380 (4)	
					1.95	3.27	5.68	10.986	
5	3	ITA	134	RIPAMONTI Nicola	47.15 (5)	1:38.59 (5)	2:33.72 (5)	3:30.429 (5)	SF
			135	DRESSINO Giulio		51.44 (5)	55.13 (6)	56.700 (5)	
					2.77	5.12	8.50	15.131	
6	7	KAZ	18	ALEXEYEV Yevgeniy	50.35 (6)	1:43.34 (6)	2:36.85 (6)	3:30.433 (6)	SF
			136	DERGUNOV Alexey		52.99 (6)	53.51 (4)	53.580 (2)	
					5.97	9.87	11.63	15.135	

Progression System **1st to FA, Rest to SF**

<b>Course Umpire:</b>	ICF	TOTH Gheorghe	<b>Chief Official:</b>	ICF	GARNER Frank
<b>Course Umpire:</b>	ICF	FURUYA Toshihiko	<b>Chief Judge:</b>	ICF	KAHL Jens
<b>Starter:</b>	ICF	MOULE Peter	<b>Chief Judge:</b>	ICF	LEHTINEN Risto

**Weather Conditions**

Air Temperature:	Water Temperature:	Humidity:	Wind:	
23.0°C	23.5°C	75%	3.2 m/s	

<b>Legend:</b>	°C Degree Celsius	<b>FA</b> Final A	<b>SF</b> Qualified for Semifinals
----------------	-------------------	-------------------	------------------------------------





## Start List

Lista de largada / Liste de départ

Lane	Bib	Semifinal 1 Race 41 10:26	Bib	Semifinal 2 Race 42 10:34
1				
2		<b>KAZ</b> 18 ALEXEYEV Yevgeniy 136 DERGUNOV Alexey		<b>CZE</b> 126 HAVEL Daniel 127 STERBA Jan
3		<b>FRA</b> 128 HYBOIS Arnaud 129 HUBERT Etienne		<b>POR</b> 140 SILVA Emanuel 139 RIBEIRO Joao
4		<b>AUS</b> 122 WALLACE Ken 123 TAME Lachlan		<b>SVK</b> 143 VLCEK Erik 144 TARR Juraj
5		<b>HUN</b> 132 HUFNAGEL Tibor 133 CEINER Benjamin		<b>LTU</b> 137 NEKRIOUSUS Ricardas 138 OLIJNIK Andrej
6		<b>ITA</b> 134 RIPAMONTI Nicola 135 DRESSINO Giulio		<b>CUB</b> 125 GARCIA Jorge Antonio 124 TORRES Reinier
7				
8				

Progression System: 1st - 3rd to FA, 4th - 7th to FB



**Results**  
Resultados / Résultats

**Start Time: 10:26**

**Race 41**

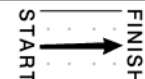
Olympic Best Time: **ITA** Rossi / Scarpa Atlanta, GA (USA) 1996 Olympic Games **3:09.190**

Rank	Lane	NOC	Bib	Name	250m	500m	750m	1000m					
1	4	AUS	122	WALLACE Ken	45.46	(1)	1:35.72	(1)	2:26.76	(1)	3:16.635	(1)	FA
			123	TAME Lachlan			0.00		50.26	(5)	51.04	(3)	
					0.00	0.00	0.00	0.000					
2	6	ITA	134	RIPAMONTI Nicola	46.81	(3)	1:36.89	(3)	2:27.62	(2)	3:17.942	(2)	FA
			135	DRESSINO Giulio			1.35		50.08	(1)	50.73	(2)	
					1.35	1.17	0.86	1.307					
3	5	HUN	132	HUFNAGEL Tibor	46.69	(2)	1:36.79	(2)	2:28.69	(4)	3:18.474	(3)	FA
			133	CEINER Benjamin			1.23		50.10	(2)	51.90	(5)	
					1.23	1.07	1.93	1.839					
4	2	KAZ	18	ALEXEYEV Yevgeniy	47.73	(5)	1:37.97	(5)	2:28.62	(3)	3:18.858	(4)	FB
			136	DERGUNOV Alexey			2.27		50.24	(4)	50.65	(1)	
					2.27	2.25	1.86	2.223					
5	3	FRA	128	HYBOIS Arnaud	47.19	(4)	1:37.42	(4)	2:29.27	(5)	3:21.100	(5)	FB
			129	HUBERT Etienne			1.73		50.23	(3)	51.85	(4)	
					1.73	1.70	2.51	4.465					

Progression System **1st - 3rd to FA, 4th - 7th to FB**

<b>Course Umpire:</b>	ICF	LETIENNE Michel	<b>Chief Official:</b>	ICF	GARNER Frank
<b>Course Umpire:</b>	ICF	HAVIAR Miroslav	<b>Chief Judge:</b>	ICF	KAHL Jens
<b>Starter:</b>	ICF	MOULE Peter	<b>Chief Judge:</b>	ICF	LEHTINEN Risto

**Weather Conditions**

Air Temperature:	Water Temperature:	Humidity:	Wind:	
24.3°C	23.5°C	24%	1.8 m/s	

<b>Legend:</b>	°C Degree Celsius	<b>FA</b> Final A	<b>FB</b> Final B
----------------	-------------------	-------------------	-------------------



**Results**  
Resultados / Résultats

**Start Time: 10:34**

**Race 42**

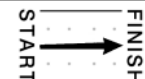
Olympic Best Time: **ITA** Rossi / Scarpa Atlanta, GA (USA) 1996 Olympic Games **3:09.190**

Rank	Lane	NOC	Bib	Name	250m	500m	750m	1000m	
1	3	POR	140	SILVA Emanuel	46.41	1:36.41	2:27.31	3:18.099	(1) FA
			139	RIBEIRO Joao	0.34	50.00	50.90	50.780	
2	5	LTU	137	NEKRIOSIUS Ricardas	46.07	1:35.28	2:26.48	3:18.526	(2) FA
			138	OLIJNIK Andrej	0.00	49.21	51.20	52.040	
3	4	SVK	143	VLCEK Erik	46.53	1:37.33	2:28.39	3:19.372	(3) FA
			144	TARR Juraj	0.46	50.80	51.06	50.980	
4	2	CZE	126	HAVEL Daniel	47.92	1:38.39	2:30.22	3:21.569	(4) FB
			127	STERBA Jan	1.85	50.47	51.83	51.340	
5	6	CUB	125	GARCIA Jorge Antonio	48.22	1:38.92	2:31.54	3:23.466	(5) FB
			124	TORRES Reinier	2.15	50.70	52.62	51.920	
						5.06	5.367		

Progression System **1st - 3rd to FA, 4th - 7th to FB**

<b>Course Umpire:</b>	ICF	WITHERDEN Alan	<b>Chief Official:</b>	ICF	GARNER Frank
<b>Course Umpire:</b>	ICF	TARABUSI Sante	<b>Chief Judge:</b>	ICF	KAHL Jens
<b>Starter:</b>	ICF	MOULE Peter	<b>Chief Judge:</b>	ICF	LEHTINEN Risto

**Weather Conditions**

Air Temperature:	Water Temperature:	Humidity:	Wind:	
24.3°C	23.5°C	24%	1.8 m/s	

<b>Legend:</b>	<b>°C</b> Degree Celsius	<b>FA</b> Final A	<b>FB</b> Final B
----------------	--------------------------	-------------------	-------------------



## Start List

Lista de largada / Liste de départ

Lane	Bib	Final B Race 50 9:00	Bib	Final A Race 51 9:08
1				<b>HUN</b> 132 HUFNAGEL Tibor 133 CEINER Benjamin
2				<b>LTU</b> 137 NEKRIOSIUS Ricardas 138 OLJNIK Andrej
3		<b>FRA</b> 128 HYBOIS Arnaud 129 HUBERT Etienne		<b>AUS</b> 122 WALLACE Ken 123 TAME Lachlan
4		<b>CZE</b> 126 HAVEL Daniel 127 STERBA Jan		<b>SRB</b> 141 TOMICEVIC Marko 142 ZORIC Milenko
5		<b>KAZ</b> 18 ALEXEYEV Yevgeniy 136 DERGUNOV Alexey		<b>GER</b> 131 RENDSCHMIDT Max 130 GROSS Marcus
6		<b>CUB</b> 125 GARCIA Jorge Antonio 124 TORRES Reinier		<b>POR</b> 140 SILVA Emanuel 139 RIBEIRO Joao
7				<b>ITA</b> 134 RIPAMONTI Nicola 135 DRESSINO Giulio
8				<b>SVK</b> 143 VLCEK Erik 144 TARR Juraj



**Results**  
Resultados / Résultats

**Start Time: 8:59**


**Race 50**

Olympic Best Time: **ITA** Rossi / Scarpa Atlanta, GA (USA) 1996 Olympic Games **3:09.190**

Rank	Lane	NOC	Bib	Name	250m	500m	750m	1000m
1	6	CUB	125	GARCIA Jorge Antonio	46.85 (1)	1:37.57 (1)	2:28.79 (1)	3:18.768 (1)
			124	TORRES Reinier	0.00	50.72 (3)	51.22 (1)	49.970 (2)
2	3	FRA	128	HYBOIS Arnaud	47.54 (3)	1:38.13 (2)	2:29.85 (2)	3:19.415 (2)
			129	HUBERT Etienne	0.69	50.59 (2)	51.72 (2)	49.560 (1)
3	5	KAZ	18	ALEXEYEV Yevgeniy	47.22 (2)	1:38.37 (3)	2:30.36 (3)	3:20.827 (3)
			136	DERGUNOV Alexey	0.37	51.15 (4)	51.99 (4)	50.460 (3)
4	4	CZE	126	HAVEL Daniel	52.62 (4)	1:43.06 (4)	2:34.88 (4)	3:25.966 (4)
			127	STERBA Jan	5.77	50.44 (1)	51.82 (3)	51.080 (4)

<b>Course Umpire:</b>	ICF	LETIENNE Michel	<b>Chief Official:</b>	ICF	GARNER Frank
<b>Course Umpire:</b>	ICF	HAVIAR Miroslav	<b>Chief Judge:</b>	ICF	KAHL Jens
<b>Starter:</b>	ICF	MOULE Peter	<b>Chief Judge:</b>	ICF	LEHTINEN Risto

**Weather Conditions**

Air Temperature:	Water Temperature:	Humidity:	Wind:	
23.1°C	20.0°C	23%	1.6 m/s	

**Legend:**  
°C Degree Celsius



**Results**  
Resultados / Résultats

**Start Time: 9:07**


**Race 51**

Olympic Best Time: **ITA** Rossi / Scarpa Atlanta, GA (USA) 1996 Olympic Games **3:09.190**

Rank	Lane	NOC	Bib	Name	250m	500m	750m	1000m	
1	5	GER	131	RENSCHMIDT Max	44.32 (1)	1:32.79 (1)	2:21.51 (1)	3:10.781 (1)	
			130	GROSS Marcus	0.00	48.47 (2)	48.72 (2)	49.270 (5)	
						0.00	0.00	0.000	
2	4	SRB	141	TOMICEVIC Marko	46.59 (6)	1:34.98 (6)	2:23.66 (3)	3:10.969 (2)	
			142	ZORIC Milenko	2.27	48.39 (1)	48.68 (1)	47.300 (1)	
						2.19	2.15	0.188	
3	3	AUS	122	WALLACE Ken	44.60 (2)	1:33.43 (2)	2:23.92 (4)	3:12.593 (3)	
			123	TAME Lachlan	0.28	48.83 (4)	50.49 (6)	48.670 (2)	
						0.64	2.41	1.812	
4	6	POR	140	SILVA Emanuel	44.82 (3)	1:33.58 (3)	2:23.54 (2)	3:12.889 (4)	
			139	RIBEIRO Joao	0.50	48.76 (3)	49.96 (5)	49.340 (6)	
						0.79	2.03	2.108	
5	2	LTU	137	NEKRIOSIUS Ricardas	45.44 (5)	1:34.32 (4)	2:24.82 (5)	3:14.748 (5)	
			138	OLIJNIK Andrej	1.12	48.88 (5)	50.50 (7)	49.920 (7)	
						1.53	3.31	3.967	
6	7	ITA	134	RIPAMONTI Nicola	46.93 (7)	1:36.14 (7)	2:25.83 (7)	3:14.883 (6)	
			135	DRESSINO Giulio	2.61	49.21 (7)	49.69 (4)	49.050 (3)	
						3.35	4.32	4.102	
7	1	HUN	132	HUFNAGEL Tibor	47.42 (8)	1:36.72 (8)	2:26.21 (8)	3:15.387 (7)	
			133	CEINER Benjamin	3.10	49.30 (8)	49.49 (3)	49.170 (4)	
						3.93	4.70	4.606	
8	8	SVK	143	VLCEK Erik	45.42 (4)	1:34.50 (5)	2:25.13 (6)	3:15.916 (8)	
			144	TARR Juraj	1.10	49.08 (6)	50.63 (8)	50.780 (8)	
						1.71	3.62	5.135	

<b>Course Umpire:</b>	ICF	WITHERDEN Alan	<b>Chief Official:</b>	ICF	GARNER Frank
<b>Course Umpire:</b>	ICF	TARABUSI Sante	<b>Chief Judge:</b>	ICF	KAHL Jens
<b>Starter:</b>	ICF	MOULE Peter	<b>Chief Judge:</b>	ICF	LEHTINEN Risto

**Weather Conditions**

Air Temperature:	Water Temperature:	Humidity:	Wind:	
23.1°C	20.0°C	23%	1.6 m/s	

**Legend:**  
°C Degree Celsius



## Results Summary by Event

Resumo dos resultados por evento / Résumé des résultats par épreuve

Race	Date	Round	Rank								Progression System
			1	2	3	4	5	6	7	8	
<b>Heats</b>											
30	17 AUG	1	<b>GER</b>	<b>SVK</b>	<b>HUN</b>	<b>FRA</b>	<b>CUB</b>	<b>CZE</b>			1st to FA, Rest to SF
			3:19.258	3:24.728	3:25.580	3:25.654	3:25.711	3:53.907			
31	17 AUG	2	<b>SRB</b>	<b>AUS</b>	<b>LTU</b>	<b>POR</b>	<b>ITA</b>	<b>KAZ</b>			
			3:15.298	3:23.019	3:24.246	3:26.284	3:30.429	3:30.433			
<b>Semifinals</b>											
41	17 AUG	1	<b>AUS</b>	<b>ITA</b>	<b>HUN</b>	<b>KAZ</b>	<b>FRA</b>			1st - 3rd to FA, 4th - 7th to FB	
			3:16.635	3:17.942	3:18.474	3:18.858	3:21.100				
42	17 AUG	2	<b>POR</b>	<b>LTU</b>	<b>SVK</b>	<b>CZE</b>	<b>CUB</b>				
			3:18.099	3:18.526	3:19.372	3:21.569	3:23.466				
<b>Finals</b>											
50	18 AUG	B	<b>CUB</b>	<b>FRA</b>	<b>KAZ</b>	<b>CZE</b>					
			3:18.768	3:19.415	3:20.827	3:25.966					
51	18 AUG	A	<b>GER</b>	<b>SRB</b>	<b>AUS</b>	<b>POR</b>	<b>LTU</b>	<b>ITA</b>	<b>HUN</b>	<b>SVK</b>	
			3:10.781	3:10.969	3:12.593	3:12.889	3:14.748	3:14.883	3:15.387	3:15.916	



## Entry List by Event

Lista de inscritos por evento / Liste des inscrits par épreuve

As of SAT 13 AUG 2016

### Bib ARG

160 DAL BO Daniel  
161 CACERES Juan Ignacio  
162 de TORRES Pablo  
163 CARRERAS Gonzalo

### Bib AUS

122 WALLACE Ken  
164 FITZSIMMONS Riley  
165 CLEAR Jacob  
146 WOOD Jordan

### Bib BRA

167 MAEHLER Roberto  
166 JUNIOR SOUTA Vagner  
168 OLIVEIRA Celso  
147 BITENCOURT RIBEIRO Gilvan

### Bib CZE

126 HAVEL Daniel  
169 TREFIL Lukas  
113 DOSTAL Josef  
127 STERBA Jan

### Bib ESP

170 HERNANZ AGUERIA Javier  
171 GERMADE Rodrigo  
172 CARRERA Oscar  
173 PENA Inigo

### Bib FRA

128 HYBOIS Arnaud  
129 HUBERT Etienne  
151 JOUVE Sebastien  
39 CARRE Cyrille

### Bib GER

131 RENDSCHMIDT Max  
153 LIEBSCHER Tom  
88 HOFF Max  
130 GROSS Marcus

### Bib HUN

132 HUFNAGEL Tibor  
133 CEINER Benjamin  
174 KUGLER Attila  
175 SOMORACZ Tamas

### Bib ITA

134 RIPAMONTI Nicola  
135 DRESSINO Giulio  
27 RICCHETTI Alberto  
154 CRENNNA Mauro

### Bib KAZ

20 GOLENDOV Ilya  
155 YERGUCHYOV Andrey  
83 TOKARNYTSKYI Sergii  
176 YEMELYANOV Alexandr

### Bib POR

79 PIMENTA Fernando  
140 SILVA Emanuel  
139 RIBEIRO Joao  
177 FERNANDES David

### Bib RUS

178 LYAPUNOV Kirill  
179 POGREBAN Vasily  
13 ANOSHKIN Roman  
180 ZHESTKOV Oleg

### Bib SRB

141 TOMICEVIC Marko  
142 ZORIC Milenko  
70 PAJIC Dejan  
181 TORUBAROV Vladimir

### Bib SVK

182 MYSAK Denis  
143 VLCEK Erik  
144 TARR Juraj  
183 LINKA Tibor

**Note:**  
List of NOCs by alphabetical order.




**Start List**

Lista de largada / Liste de départ

Lane	Bib	Heat 1 Race 65 9:51	Bib	Heat 2 Race 66 9:59
1				
2		<b>BRA</b> 167 MAEHLER Roberto 166 JUNIOR SOUTA Vagner 168 OLIVEIRA Celso 147 BITENCOURT RIBEIRO Gilvan		<b>ITA</b> 134 RIPAMONTI Nicola 135 DRESSINO Giulio 27 RICCHETTI Alberto 154 CRENNNA Mauro
3		<b>GER</b> 131 RENDSCHMIDT Max 153 LIEBSCHER Tom 88 HOFF Max 130 GROSS Marcus		<b>RUS</b> 178 LYAPUNOV Kirill 179 POGREBAN Vasily 13 ANOSHKIN Roman 180 ZHESTKOV Oleg
4		<b>AUS</b> 122 WALLACE Ken 164 FITZSIMMONS Riley 165 CLEAR Jacob 146 WOOD Jordan		<b>CZE</b> 126 HAVEL Daniel 169 TREFIL Lukas 113 DOSTAL Josef 127 STERBA Jan
5		<b>SVK</b> 182 MYSAK Denis 143 VLCEK Erik 144 TARR Juraj 183 LINKA Tibor		<b>HUN</b> 132 HUFNAGEL Tibor 133 CEINER Benjamin 174 KUGLER Attila 175 SOMORACZ Tamas
6		<b>POR</b> 79 PIMENTA Fernando 140 SILVA Emanuel 139 RIBEIRO Joao 177 FERNANDES David		<b>ESP</b> 170 HERNANZ AGUERIA Javier 171 GERMADE Rodrigo 172 CARRERA Oscar 173 PENA Inigo
7		<b>KAZ</b> 20 GOLENDOV Ilya 155 YERGUCHYOV Andrey 83 TOKARNYTSKYI Sergii 176 YEMELYANOV Alexandr		<b>ARG</b> 160 DAL BO Daniel 161 CACERES Juan Ignacio 162 de TORRES Pablo 163 CARRERAS Gonzalo
8		<b>FRA</b> 128 HYBOIS Arnaud 129 HUBERT Etienne 151 JOUVE Sebastien 39 CARRE Cyrille		<b>SRB</b> 141 TOMICEVIC Marko 142 ZORIC Milenko 70 PAJIC Dejan 181 TORUBAROV Vladimir

 Progression System: **1st to FA, Rest to SF**



## Results

Resultados / Résultats

Start Time: 9:51

Race 65


Olympic Best Time: **GER** Reineck / Zabel / Hoffmann / Winter Atlanta, GA (USA) 1996 Olympic Games **2:51.528**

Rank	Lane	NOC	Bib	Name	250m	500m	750m	1000m	
1	3	GER	131	RENSCHMIDT Max	40.20	1:22.79	2:05.95	2:52.836	(1) FA
			153	LIEBSCHER Tom		42.59	43.16	46.880	
			88	HOFF Max	0.00	0.00	0.00	0.000	
			130	GROSS Marcus					
2	5	SVK	182	MYSAK Denis	40.58	1:23.35	2:08.16	2:55.628	(2) SF
			143	VLCEK Erik		42.77	44.81	47.460	
			144	TARR Juraj	0.38	0.56	2.21	2.792	
			183	LINKA Tibor					
3	4	AUS	122	WALLACE Ken	41.07	1:24.52	2:10.63	2:55.666	(3) SF
			164	FITZSIMMONS Riley		43.45	46.11	45.030	
			165	CLEAR Jacob	0.87	1.73	4.68	2.830	
			146	WOOD Jordan					
4	6	POR	79	PIMENTA Fernando	41.92	1:27.38	2:13.74	3:01.498	(5) SF
			140	SILVA Emanuel		45.46	46.36	47.750	
			139	RIBEIRO Joao	1.72	4.59	7.79	8.662	
			177	FERNANDES David					
5	8	FRA	128	HYBOIS Arnaud	41.79	1:27.11	2:13.63	3:02.376	(4) SF
			129	HUBERT Etienne		45.32	46.52	48.740	
			151	JOUVE Sebastien	1.59	4.32	7.68	9.540	
			39	CARRE Cyrille					
6	2	BRA	167	MAEHLER Roberto	42.89	1:28.33	2:15.67	3:04.804	(6) SF
			166	JUNIOR SOUTA Vagner		45.44	47.34	49.130	
			168	OLIVEIRA Celso	2.69	5.54	9.72	11.968	
			147	BITENCOURT RIBEIRO Gilvan					
7	7	KAZ	20	GOLEDOV Ilya	43.53	1:29.88	2:18.66	3:04.883	(7) SF
			155	YERGUCHYOV Andrey		46.35	48.78	46.220	
			83	TOKARNYTSKYI Sergii	3.33	7.09	12.71	12.047	
			176	YEMELYANOV Alexandr					

Progression System **1st to FA, Rest to SF**

Course Umpire:	ICF	WITHERDEN Alan	Chief Official:	ICF	GARNER Frank
Course Umpire:	ICF	TARABUSI Sante	Chief Judge:	ICF	KAHL Jens
Starter:	ICF	SHABLYKA Siarhei	Chief Judge:	ICF	LEHTINEN Risto

### Weather Conditions

Air Temperature:	Water Temperature:	Humidity:	Wind:	
23.9°C	18.0°C	80%	4.9 m/s	

Legend:	°C	Degree Celsius	FA	Final A	SF	Qualified for Semifinals
---------	----	----------------	----	---------	----	--------------------------



**Results**  
Resultados / Résultats

**Start Time: 9:59**

**Race 66**

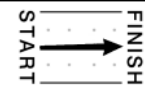
Olympic Best Time: **GER** Reineck / Zabel / Hoffmann / Winter Atlanta, GA (USA) 1996 Olympic Games **2:51.528**

Rank	Lane	NOC	Bib	Name	250m	500m	750m	1000m	
1	4	CZE	126	HAVEL Daniel	40.62	1:22.12	2:05.92	2:52.027	FA
			169	TREFIL Lukas		41.50	43.80	46.100	
			113	DOSTAL Josef	0.00	0.00	0.00	0.000	
			127	STERBA Jan					
2	7	ARG	160	DAL BO Daniel	41.63	1:24.77	2:10.18	2:55.103	SF
			161	CACERES Juan Ignacio		43.14	45.41	44.920	
			162	de TORRES Pablo	1.01	2.65	4.26	3.076	
			163	CARRERAS Gonzalo					
3	6	ESP	170	HERNANZ AGUERIA Javier	41.38	1:25.55	2:10.65	2:55.514	SF
			171	GERMADE Rodrigo		44.17	45.10	44.860	
			172	CARRERA Oscar	0.76	3.43	4.73	3.487	
			173	PENA Inigo					
4	3	RUS	178	LYAPUNOV Kirill	41.33	1:25.08	2:10.94	2:56.662	SF
			179	POGREBAN Vasily		43.75	45.86	45.720	
			13	ANOSHKIN Roman	0.71	2.96	5.02	4.635	
			180	ZHESTKOV Oleg					
5	5	HUN	132	HUFNAGEL Tibor	41.62	1:27.40	2:13.62	3:00.369	SF
			133	CEINER Benjamin		45.78	46.22	46.740	
			174	KUGLER Attila	1.00	5.28	7.70	8.342	
			175	SOMORACZ Tamas					
6	8	SRB	141	TOMICEVIC Marko	42.07	1:27.26	2:15.03	3:05.272	SF
			142	ZORIC Milenko		45.19	47.77	50.240	
			70	PAJIC Dejan	1.45	5.14	9.11	13.245	
			181	TORUBAROV Vladimir					
7	2	ITA	134	RIPAMONTI Nicola	41.76	1:29.30	2:18.89	3:10.266	SF
			135	DRESSINO Giulio		47.54	49.59	51.370	
			27	RICCHETTI Alberto	1.14	7.18	12.97	18.239	
			154	CRENNA Mauro					

Progression System **1st to FA, Rest to SF**

<b>Course Umpire:</b>	ICF	TOTH Gheorghe	<b>Chief Official:</b>	ICF	GARNER Frank
<b>Course Umpire:</b>	ICF	FURUYA Toshihiko	<b>Chief Judge:</b>	ICF	KAHL Jens
<b>Starter:</b>	ICF	SHABLYKA Siarhei	<b>Chief Judge:</b>	ICF	LEHTINEN Risto

**Weather Conditions**

Air Temperature:	Water Temperature:	Humidity:	Wind:	
23.9°C	18.0°C	80%	4.9 m/s	

<b>Legend:</b>	°C Degree Celsius	<b>FA</b> Final A	<b>SF</b> Qualified for Semifinals
----------------	-------------------	-------------------	------------------------------------



## Start List

Lista de largada / Liste de départ

Lane	Bib	Semifinal 1 Race 73 10:51	Bib	Semifinal 2 Race 74 10:59
1				
2		<b>SRB</b> 141 TOMICEVIC Marko 142 ZORIC Milenko 70 PAJIC Dejan 181 TORUBAROV Vladimir		<b>BRA</b> 167 MAEHLER Roberto 166 JUNIOR SOUTA Vagner 168 OLIVEIRA Celso 147 BITENCOURT RIBEIRO Gilvan
3		<b>POR</b> 79 PIMENTA Fernando 140 SILVA Emanuel 139 RIBEIRO Joao 177 FERNANDES David		<b>RUS</b> 178 LYAPUNOV Kirill 179 POGREBAN Vasily 13 ANOSHKIN Roman 180 ZHESTKOV Oleg
4		<b>ARG</b> 160 DAL BO Daniel 161 CACERES Juan Ignacio 162 de TORRES Pablo 163 CARRERAS Gonzalo		<b>SVK</b> 182 MYSAK Denis 143 VLCEK Erik 144 TARR Juraj 183 LINKA Tibor
5		<b>AUS</b> 122 WALLACE Ken 164 FITZSIMMONS Riley 165 CLEAR Jacob 146 WOOD Jordan		<b>ESP</b> 170 HERNANZ AGUERIA Javier 171 GERMADE Rodrigo 172 CARRERA Oscar 173 PENA Inigo
6		<b>HUN</b> 132 HUFNAGEL Tibor 133 CEINER Benjamin 174 KUGLER Attila 175 SOMORACZ Tamas		<b>FRA</b> 128 HYBOIS Arnaud 129 HUBERT Etienne 151 JOUVE Sebastien 39 CARRE Cyrille
7		<b>KAZ</b> 20 GOLEDOV Ilya 155 YERGUCHYOV Andrey 83 TOKARNYTSKYI Sergii 176 YEMELYANOV Alexandr		<b>ITA</b> 134 RIPAMONTI Nicola 135 DRESSINO Giulio 27 RICCHETTI Alberto 154 CRENNNA Mauro
8				

Progression System: 1st - 3rd to FA, 4th - 7th to FB



**Results**  
Resultados / Résultats

**Start Time: 10:51**

**Race 73**

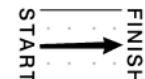
Olympic Best Time: **GER** Reineck / Zabel / Hoffmann / Winter Atlanta, GA (USA) 1996 Olympic Games **2:51.528**

Rank	Lane	NOC	Bib	Name	250m	500m	750m	1000m					
1	5	AUS	122	WALLACE Ken	42.37 (1)	1:27.48 (2)	2:13.71 (2)	2:58.222 (1)	FA				
			164	FITZSIMMONS Riley						45.11 (2)	46.23 (6)	44.510 (1)	
			165	CLEAR Jacob						0.00	0.19	0.83	0.000
			146	WOOD Jordan									
2	3	POR	79	PIMENTA Fernando	42.51 (2)	1:27.29 (1)	2:12.88 (1)	2:58.233 (2)	FA				
			140	SILVA Emanuel						44.78 (1)	45.59 (3)	45.350 (4)	
			139	RIBEIRO Joao						0.14	0.00	0.00	0.011
			177	FERNANDES David									
3	2	SRB	141	TOMICEVIC Marko	43.24 (3)	1:29.21 (4)	2:14.54 (3)	2:59.636 (3)	FA				
			142	ZORIC Milenko						45.97 (6)	45.33 (2)	45.090 (2)	
			70	PAJIC Dejan						0.87	1.92	1.66	1.414
			181	TORUBAROV Vladimir									
4	7	KAZ	20	GOLEDOV Ilya	44.83 (6)	1:30.43 (6)	2:15.38 (6)	3:00.592 (4)	FB				
			155	YERGUCHYOV Andrey						45.60 (5)	44.95 (1)	45.210 (3)	
			83	TOKARNYTSKYI Sergii						2.46	3.14	2.50	2.370
			176	YEMELYANOV Alexandr									
5	6	HUN	132	HUFNAGEL Tibor	43.75 (4)	1:29.14 (3)	2:14.98 (4)	3:00.645 (5)	FB				
			133	CEINER Benjamin						45.39 (4)	45.84 (5)	45.660 (6)	
			174	KUGLER Attila						1.38	1.85	2.10	2.423
			175	SOMORACZ Tamas									
6	4	ARG	160	DAL BO Daniel	44.21 (5)	1:29.56 (5)	2:15.37 (5)	3:00.952 (6)	FB				
			161	CACERES Juan Ignacio						45.35 (3)	45.81 (4)	45.580 (5)	
			162	de TORRES Pablo						1.84	2.27	2.49	2.730
			163	CARRERAS Gonzalo									

Progression System 1st - 3rd to FA, 4th - 7th to FB

<b>Course Umpire:</b>	ICF	LETIENNE Michel	<b>Chief Official:</b>	ICF	GARNER Frank
<b>Course Umpire:</b>	ICF	HAVIAR Miroslav	<b>Chief Judge:</b>	ICF	KAHL Jens
<b>Starter:</b>	ICF	SHABLYKA Siarhei	<b>Chief Judge:</b>	ICF	LEHTINEN Risto

**Weather Conditions**

Air Temperature:	Water Temperature:	Humidity:	Wind:	
23.9°C	18.0°C	80%	4.9 m/s	

<b>Legend:</b>	°C Degree Celsius	FA Final A	FB Final B
----------------	-------------------	------------	------------



**Results**  
Resultados / Résultats

**Start Time: 10:59**

**Race 74**

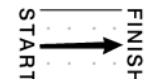
Olympic Best Time: **GER** Reineck / Zabel / Hoffmann / Winter Atlanta, GA (USA) 1996 Olympic Games **2:51.528**

Rank	Lane	NOC	Bib	Name	250m	500m	750m	1000m					
1	4	SVK	182	MYSAK Denis	42.35	(2)	1:28.00	(2)	2:13.99	(2)	2:59.362	(1)	FA
			143	VLCEK Erik			45.65	(3)	45.99	(2)	45.370	(3)	
			144	TARR Juraj	0.13		0.74		0.48		0.000		
			183	LINKA Tibor									
2	5	ESP	170	HERNANZ AGUERIA Javier	43.93	(4)	1:29.47	(4)	2:15.10	(3)	3:00.237	(2)	FA
			171	GERMADE Rodrigo			45.54	(2)	45.63	(1)	45.130	(2)	
			172	CARRERA Oscar	1.71		2.21		1.59		0.875		
			173	PENA Inigo									
3	6	FRA	128	HYBOIS Arnaud	42.89	(3)	1:29.25	(3)	2:16.20	(4)	3:00.896	(3)	FA
			129	HUBERT Etienne			46.36	(5)	46.95	(5)	44.690	(1)	
			151	JOUBE Sebastien	0.67		1.99		2.69		1.534		
			39	CARRE Cyrille									
4	3	RUS	178	LYAPUNOV Kirill	42.22	(1)	1:27.26	(1)	2:13.51	(1)	3:01.065	(4)	FB
			179	POGREBAN Vasily			45.04	(1)	46.25	(3)	47.550	(5)	
			13	ANOSHKIN Roman	0.00		0.00		0.00		1.703		
			180	ZHESTKOV Oleg									
5	7	ITA	134	RIPAMONTI Nicola	45.04	(5)	1:30.88	(5)	2:17.45	(5)	3:03.868	(5)	FB
			135	DRESSINO Giulio			45.84	(4)	46.57	(4)	46.410	(4)	
			27	RICCHETTI Alberto	2.82		3.62		3.94		4.506		
			154	CRENNA Mauro									
6	2	BRA	167	MAEHLER Roberto	45.20	(6)	1:32.17	(6)	2:20.12	(6)	3:09.220	(6)	FB
			166	JUNIOR SOUTA Vagner			46.97	(6)	47.95	(6)	49.100	(6)	
			168	OLIVEIRA Celso	2.98		4.91		6.61		9.858		
			147	BITENCOURT RIBEIRO Gilvan									

Progression System 1st - 3rd to FA, 4th - 7th to FB

<b>Course Umpire:</b>	ICF	WITHERDEN Alan	<b>Chief Official:</b>	ICF	GARNER Frank
<b>Course Umpire:</b>	ICF	TARABUSI Sante	<b>Chief Judge:</b>	ICF	KAHL Jens
<b>Starter:</b>	ICF	SHABLYKA Siarhei	<b>Chief Judge:</b>	ICF	LEHTINEN Risto

**Weather Conditions**

Air Temperature:	Water Temperature:	Humidity:	Wind:	
23.9°C	18.0°C	80%	4.9 m/s	

<b>Legend:</b>	°C	Degree Celsius	<b>FA</b>	Final A	<b>FB</b>	Final B
----------------	----	----------------	-----------	---------	-----------	---------


**Start List**

Lista de largada / Liste de départ

Lane	Bib	Final B Race 81 10:04	Bib	Final A Race 82 10:12
1				<b>SRB</b> 141 TOMICEVIC Marko 142 ZORIC Milenko 70 PAJIC Dejan 181 TORUBAROV Vladimir
2		<b>BRA</b> 167 MAEHLER Roberto 166 JUNIOR SOUTA Vagner 168 OLIVEIRA Celso 147 BITENCOURT RIBEIRO Gilvan		<b>ESP</b> 170 HERNANZ AGUERIA Javier 171 GERMADE Rodrigo 172 CARRERA Oscar 173 PENA Inigo
3		<b>HUN</b> 132 HUFNAGEL Tibor 133 CEINER Benjamin 174 KUGLER Attila 175 SOMORACZ Tamas		<b>AUS</b> 122 WALLACE Ken 164 FITZSIMMONS Riley 165 CLEAR Jacob 146 WOOD Jordan
4		<b>RUS</b> 178 LYAPUNOV Kirill 179 POGREBAN Vasily 13 ANOSHKIN Roman 180 ZHESTKOV Oleg		<b>CZE</b> 126 HAVEL Daniel 169 TREFIL Lukas 113 DOSTAL Josef 127 STERBA Jan
5		<b>KAZ</b> 20 GOLEDOV Ilya 155 YERGUCHYOV Andrey 83 TOKARNYTSKYI Sergii 176 YEMELYANOV Alexandr		<b>GER</b> 131 RENDSCHMIDT Max 153 LIEBSCHER Tom 88 HOFF Max 130 GROSS Marcus
6		<b>ITA</b> 134 RIPAMONTI Nicola 135 DRESSINO Giulio 27 RICCHETTI Alberto 154 CRENNNA Mauro		<b>SVK</b> 182 MYSAK Denis 143 VLCEK Erik 144 TARR Juraj 183 LINKA Tibor
7		<b>ARG</b> 160 DAL BO Daniel 161 CACERES Juan Ignacio 162 de TORRES Pablo 163 CARRERAS Gonzalo		<b>POR</b> 79 PIMENTA Fernando 140 SILVA Emanuel 139 RIBEIRO Joao 177 FERNANDES David
8				<b>FRA</b> 128 HYBOIS Arnaud 129 HUBERT Etienne 151 JOUVE Sebastien 39 CARRE Cyrille



**Results**  
Resultados / Résultats

**Start Time: 10:12**

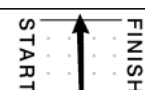
**Race 82**

Olympic Best Time: **GER** Reineck / Zabel / Hoffmann / Winter Atlanta, GA (USA) 1996 Olympic Games **2:51.528**

Rank	Lane	NOC	Bib	Name	250m	500m	750m	1000m				
1	5	GER	131	RENDSCHMIDT Max	43.48	(1)	1:29.79	(1)	2:16.71	(1)	3:02.143	(1)
			153	LIEBSCHER Tom			46.31	(1)	46.92	(1)	45.430	(1)
			88	HOFF Max	0.00		0.00		0.00		0.000	
			130	GROSS Marcus								
2	6	SVK	182	MYSAK Denis	43.76	(2)	1:30.61	(2)	2:18.49	(2)	3:05.044	(2)
			143	VLCEK Erik			46.85	(3)	47.88	(3)	46.550	(5)
			144	TARR Juraj	0.28		0.82		1.78		2.901	
			183	LINKA Tibor								
3	4	CZE	126	HAVEL Daniel	44.59	(5)	1:31.22	(3)	2:18.68	(3)	3:05.176	(3)
			169	TREFIL Lukas			46.63	(2)	47.46	(2)	46.490	(4)
			113	DOSTAL Josef	1.11		1.43		1.97		3.033	
			127	STERBA Jan								
4	3	AUS	122	WALLACE Ken	44.85	(6)	1:32.11	(5)	2:20.31	(5)	3:06.731	(4)
			164	FITZSIMMONS Riley			47.26	(4)	48.20	(5)	46.420	(3)
			165	CLEAR Jacob	1.37		2.32		3.60		4.588	
			146	WOOD Jordan								
5	2	ESP	170	HERNANZ AGUERIA Javier	45.66	(7)	1:33.14	(7)	2:21.10	(7)	3:06.768	(5)
			171	GERMADE Rodrigo			47.48	(6)	47.96	(4)	45.660	(2)
			172	CARRERA Oscar	2.18		3.35		4.39		4.625	
			173	PENA Inigo								
6	7	POR	79	PIMENTA Fernando	44.38	(4)	1:32.19	(6)	2:20.65	(6)	3:07.482	(6)
			140	SILVA Emanuel			47.81	(7)	48.46	(7)	46.830	(7)
			139	RIBEIRO Joao	0.90		2.40		3.94		5.339	
			177	FERNANDES David								
7	8	FRA	128	HYBOIS Arnaud	44.16	(3)	1:31.55	(4)	2:19.92	(4)	3:07.488	(7)
			129	HUBERT Etienne			47.39	(5)	48.37	(6)	47.560	(8)
			151	JOUVE Sebastien	0.68		1.76		3.21		5.345	
			39	CARRE Cyrille								
8	1	SRB	141	TOMICEVIC Marko	46.06	(8)	1:34.62	(8)	2:23.47	(8)	3:10.241	(8)
			142	ZORIC Milenko			48.56	(8)	48.85	(8)	46.770	(6)
			70	PAJIC Dejan	2.58		4.83		6.76		8.098	
			181	TORUBAROV Vladimir								

<b>Course Umpire:</b>	ICF	TOTH Gheorghe	<b>Chief Official:</b>	ICF	GARNER Frank
<b>Course Umpire:</b>	ICF	FURUYA Toshihiko	<b>Chief Judge:</b>	ICF	KAHL Jens
<b>Starter:</b>	ICF	SHABLYKA Siarhei	<b>Chief Judge:</b>	ICF	LEHTINEN Risto

**Weather Conditions**

Air Temperature:	Water Temperature:	Humidity:	Wind:	
23.4°C	18.0°C	87%	1.8 m/s	

**Legend:**  
°C Degree Celsius





## Entry List by Event

Lista de inscritos por evento / Liste des inscrits par épreuve

As of SAT 13 AUG 2016

<b>Bib AUS</b> 46 SZEKSZARDI Ferenc	<b>Bib AZE</b> 30 DEMYANENKO Valentin	<b>Bib BRA</b> 63 QUEIROZ dos SANTOS Isaquias	<b>Bib BUL</b> 12 KODINOV Angel
<b>Bib CAN</b> 117 OLDERSHAW Mark	<b>Bib CHN</b> 66 LI Qiang	<b>Bib CZE</b> 114 FUKSA Martin	<b>Bib ESP</b> 93 BENAVIDES LOPEZ de AYALA Alfonso
<b>Bib FRA</b> 41 SIMART Thomas	<b>Bib GEO</b> 25 NADIRADZE Zaza	<b>Bib GER</b> 89 KIRAJ Stefan	<b>Bib HUN</b> 52 HAJDU Jonatan
<b>Bib IRI</b> 121 MOJALLALIMOGHADAM Adel	<b>Bib ITA</b> 28 TACCHINI Carlo	<b>Bib KAZ</b> 84 KHAIDAROV Timur	<b>Bib LAT</b> 104 ILJINS Dagnis
<b>Bib LTU</b> 9 ZUSTAUTAS Henrikas	<b>Bib MDA</b> 71 TARNOVSCHI Oleg	<b>Bib MEX</b> 120 PULIDO RODRIGUEZ Marcos	<b>Bib MOZ</b> 56 LOBO Joaquim
<b>Bib POL</b> 7 KACZOR Tomasz	<b>Bib POR</b> 81 SILVA Helder	<b>Bib RUS</b> 193 KRAITOR Andrey	<b>Bib TUN</b> 48 HOUCINE Khaled
<b>Bib UKR</b> 97 CHEBAN Iurii			

**Note:**  
List of NOCs by alphabetical order.



## Start List

Lista de largada / Liste de départ

Lane	Bib	Heat 1 Race 32 9:16	Bib	Heat 2 Race 33 9:23	Bib	Heat 3 Race 34 9:30	Bib	Heat 4 Race 83 9:37
1								
2	7	<b>POL</b> KACZOR Tomasz	56	<b>MOZ</b> LOBO Joaquim	120	<b>MEX</b> PULIDO RODRIGUEZ Marcos	12	<b>BUL</b> KODINOV Angel
3	25	<b>GEO</b> NADIRADZE Zaza	117	<b>CAN</b> OLDERSHAW Mark	89	<b>GER</b> KIRAJ Stefan	28	<b>ITA</b> TACCHINI Carlo
4	97	<b>UKR</b> CHEBAN Iurii	81	<b>POR</b> SILVA Helder	52	<b>HUN</b> HAJDU Jonatan	30	<b>AZE</b> DEMYANENKO Valentin
5	66	<b>CHN</b> LI Qiang	63	<b>BRA</b> QUEIROZ dos SANTOS Isaquias	193	<b>RUS</b> KRAITOR Andrey	9	<b>LTU</b> ZUSTAUTAS Henrikas
6	93	<b>ESP</b> BENAVIDES LOPEZ de AYALA Alfonso	41	<b>FRA</b> SIMART Thomas	84	<b>KAZ</b> KHAIDAROV Timur	121	<b>IRI</b> MOJALLALIMOGHADAM Adel
7	71	<b>MDA</b> TARNOVSCHI Oleg	104	<b>LAT</b> ILJINS Dagnis	114	<b>CZE</b> FUKSA Martin	46	<b>AUS</b> SZEKSZARDI Ferenc
8	48	<b>TUN</b> HOUCINE Khaled						

Progression System: 1st - 5th + 6th BT to SF, Rest out



**Results**  
Resultados / Résultats

**Start Time: 9:16**

**Race 32**


Olympic Best Time: **RUS** SHTYL Ivan London (GBR) 2012 Olympic Games **40.346**

Rank	Lane	NOC	Bib	Name	200m		
1	6	ESP	93	BENAVIDES LOPEZ de AYALA Alfonso	40.610	(1)	SF
					0.000		
2	7	MDA	71	TARNOVSCHI Oleg	40.852	(2)	SF
					0.242		
3	4	UKR	97	CHEBAN Iurii	41.220	(3)	SF
					0.610		
4	3	GEO	25	NADIRADZE Zaza	41.423	(4)	SF
					0.813		
5	5	CHN	66	LI Qiang	41.456	(5)	SF
					0.846		
6	2	POL	7	KACZOR Tomasz	42.450	(6)	X
					1.840		
7	8	TUN	48	HOUCINE Khaled	42.499	(7)	X
					1.889		

Progression System **1st - 5th + 6th BT to SF, Rest out**

<b>Course Umpire:</b>	ICF	LETIENNE Michel	<b>Chief Official:</b>	ICF	GARNER Frank
<b>Course Umpire:</b>	ICF	HAVIAR Miroslav	<b>Chief Judge:</b>	ICF	KAHL Jens
<b>Starter:</b>	ICF	SHABLYKA Sjarhei	<b>Chief Judge:</b>	ICF	LEHTINEN Risto

**Weather Conditions**

Air Temperature:	Water Temperature:	Humidity:	Wind:	
23.0°C	23.5°C	75%	2.2 m/s	

**Legend:**  
°C Degree Celsius **SF** Qualified for Semifinals **X** Eliminated



**Results**  
Resultados / Résultats

Start Time: 9:23

Race 33


Olympic Best Time: **RUS** SHTYL Ivan London (GBR) 2012 Olympic Games **40.346**

Rank	Lane	NOC	Bib	Name	200m		
1	6	FRA	41	SIMART Thomas	40.415	(1)	SF
					0.000		
2	5	BRA	63	QUEIROZ dos SANTOS Isaquias	40.522	(2)	SF
					0.107		
3	4	POR	81	SILVA Helder	40.578	(3)	SF
					0.163		
4	3	CAN	117	OLDERSHAW Mark	42.972	(4)	SF
					2.557		
5	7	LAT	104	ILJINS Dagnis	44.125	(5)	SF
					3.710		
6	2	MOZ	56	LOBO Joaquim	44.949	(6)	X
					4.534		

Progression System **1st - 5th + 6th BT to SF, Rest out**

Course Umpire:	ICF	WITHERDEN Alan	Chief Official:	ICF	GARNER Frank
Course Umpire:	ICF	TARABUSI Sante	Chief Judge:	ICF	KAHL Jens
Starter:	ICF	SHABLYKA Siarhei	Chief Judge:	ICF	LEHTINEN Risto

**Weather Conditions**

Air Temperature:	Water Temperature:	Humidity:	Wind:	
23.0°C	23.5°C	75%	2.2 m/s	

Legend:  
°C Degree Celsius      SF Qualified for Semifinals      X Eliminated



**Results**  
Resultados / Résultats

**Start Time: 9:30**

**Race 34**


Olympic Best Time: **RUS** SHTYL Ivan London (GBR) 2012 Olympic Games **40.346**

Rank	Lane	NOC	Bib	Name	200m		
1	5	RUS	193	KRAITOR Andrey	39.985	(1)	SF
					0.000		
2	4	HUN	52	HAJDU Jonatan	40.147	(2)	SF
					0.162		
3	7	CZE	114	FUKSA Martin	40.311	(3)	SF
					0.326		
4	6	KAZ	84	KHAIDAROV Timur	40.492	(4)	SF
					0.507		
5	3	GER	89	KIRAJ Stefan	41.198	(5)	SF
					1.213		
6	2	MEX	120	PULIDO RODRIGUEZ Marcos	41.910	(6)	SF
					1.925		

Progression System **1st - 5th + 6th BT to SF, Rest out**

<b>Course Umpire:</b>	ICF	TOTH Gheorghe	<b>Chief Official:</b>	ICF	GARNER Frank
<b>Course Umpire:</b>	ICF	FURUYA Toshihiko	<b>Chief Judge:</b>	ICF	KAHL Jens
<b>Starter:</b>	ICF	SHABLYKA Sjarhei	<b>Chief Judge:</b>	ICF	LEHTINEN Risto

**Weather Conditions**

Air Temperature:	Water Temperature:	Humidity:	Wind:	
23.0°C	23.5°C	75%	2.2 m/s	

**Legend:**  
°C Degree Celsius **SF** Qualified for Semifinals



**Results**  
Resultados / Résultats

**Start Time: 9:37**

**Race 83**


Olympic Best Time: **RUS** SHTYL Ivan London (GBR) 2012 Olympic Games **40.346**

Rank	Lane	NOC	Bib	Name	200m		
1	4	AZE	30	DEMYANENKO Valentin	39.749	(1)	SF
					0.000		
2	5	LTU	9	ZUSTAUTAS Henrikas	40.048	(2)	SF
					0.299		
3	3	ITA	28	TACCHINI Carlo	41.368	(3)	SF
					1.619		
4	6	IRI	121	MOJALLALIMOGHADAM Adel	41.650	(4)	SF
					1.901		
5	2	BUL	12	KODINOV Angel	42.694	(5)	SF
					2.945		
6	7	AUS	46	SZEKSZARDI Ferenc	44.292	(6)	X
					4.543		

Progression System **1st - 5th + 6th BT to SF, Rest out**

<b>Course Umpire:</b>	ICF	LETIENNE Michel	<b>Chief Official:</b>	ICF	GARNER Frank
<b>Course Umpire:</b>	ICF	HAVIAR Miroslav	<b>Chief Judge:</b>	ICF	KAHL Jens
<b>Starter:</b>	ICF	SHABLYKA Sjarhei	<b>Chief Judge:</b>	ICF	LEHTINEN Risto

**Weather Conditions**

Air Temperature:	Water Temperature:	Humidity:	Wind:	
23.0°C	23.5°C	75%	2.2 m/s	

**Legend:**  
°C Degree Celsius **SF** Qualified for Semifinals **X** Eliminated



## Start List

Lista de largada / Liste de départ

Lane	Bib	Semifinal 1 Race 43 10:42	Bib	Semifinal 2 Race 44 10:49	Bib	Semifinal 3 Race 84 10:56
1	12	<b>BUL</b> KODINOV Angel	120	<b>MEX</b> PULIDO RODRIGUEZ Marcos	89	<b>GER</b> KIRAJ Stefan
2	66	<b>CHN</b> LI Qiang	104	<b>LAT</b> ILJINS Dagnis	25	<b>GEO</b> NADIRADZE Zaza
3	114	<b>CZE</b> FUKSA Martin	28	<b>ITA</b> TACCHINI Carlo	81	<b>POR</b> SILVA Helder
4	9	<b>LTU</b> ZUSTAUTAS Henrikas	193	<b>RUS</b> KRAITOR Andrey	52	<b>HUN</b> HAJDU Jonatan
5	93	<b>ESP</b> BENAVIDES LOPEZ de AYALA Alfonso	41	<b>FRA</b> SIMART Thomas	30	<b>AZE</b> DEMYANENKO Valentin
6	63	<b>BRA</b> QUEIROZ dos SANTOS Isaquias	71	<b>MDA</b> TARNOVSCHI Oleg	97	<b>UKR</b> CHEBAN Iurii
7	84	<b>KAZ</b> KHAIDAROV Timur	121	<b>IRI</b> MOJALLALIMOGHADAM Adel	117	<b>CAN</b> OLDERSHAW Mark
8						

Progression System: 1st - 2nd + 2 x 3rd BT to FA, Next BT x 8 to FB, Rest out



**Results**  
Resultados / Résultats

**REVISED**  
17 AUG 12:40

**Start Time: 10:43**

**Race 43**

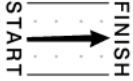
Olympic Best Time: **RUS** SHTYL Ivan London (GBR) 2012 Olympic Games **40.346**

Rank	Lane	NOC	Bib	Name	200m		
1	6	BRA	63	QUEIROZ dos SANTOS Isaquias	39.659	(1)	FA
					0.000		
2	5	ESP	93	BENAVIDES LOPEZ de AYALA Alfonso	40.038	(2)	FA
					0.379		
3	2	CHN	66	LI Qiang	40.066	(3)	FA
					0.407		
4	3	CZE	114	FUKSA Martin	40.311	(4)	FB
					0.652		
5	7	KAZ	84	KHAIDAROV Timur	41.079	(5)	FB
					1.420		
6	4	LTU	9	ZUSTAUTAS Henrikas	41.187	(6)	FB
					1.528		
7	1	BUL	12	KODINOV Angel	42.925	(7)	X
					3.266		

Progression System **1st - 2nd + 2 x 3rd BT to FA, Next BT x 8 to FB, Rest out**

<b>Course Umpire:</b>	ICF	TOTH Gheorghe	<b>Chief Official:</b>	ICF	GARNER Frank
<b>Course Umpire:</b>	ICF	FURUYA Toshihiko	<b>Chief Judge:</b>	ICF	KAHL Jens
<b>Starter:</b>	ICF	SHABLYKA Siarhei	<b>Chief Judge:</b>	ICF	LEHTINEN Risto

**Weather Conditions**

Air Temperature:	Water Temperature:	Humidity:	Wind:	
24.3°C	23.5°C	24%	1.8 m/s	

**Legend:**  
°C Degree Celsius      **FA** Final A      **FB** Final B      **X** Eliminated

Progression indicator corrected for CZE





**Results**  
Resultados / Résultats

**Start Time: 10:49**

**Race 44**


Olympic Best Time: **RUS** SHTYL Ivan London (GBR) 2012 Olympic Games **40.346**

Rank	Lane	NOC	Bib	Name	200m		
1	4	RUS	193	KRAITOR Andrey	40.394	(1)	FA
					0.000		
2	5	FRA	41	SIMART Thomas	40.670	(2)	FA
					0.276		
3	6	MDA	71	TARNOVSCHI Oleg	40.715	(3)	FB
					0.321		
4	3	ITA	28	TACCHINI Carlo	41.468	(4)	FB
					1.074		
5	1	MEX	120	PULIDO RODRIGUEZ Marcos	42.283	(5)	FB
					1.889		
6	7	IRI	121	MOJALLALIMOGHADAM Adel	42.386	(6)	X
					1.992		
7	2	LAT	104	ILJINS Dagnis	45.082	(7)	X
					4.688		

Progression System **1st - 2nd + 2 x 3rd BT to FA, Next BT x 8 to FB, Rest out**

<b>Course Umpire:</b>	ICF	WITHERDEN Alan	<b>Chief Official:</b>	ICF	GARNER Frank
<b>Course Umpire:</b>	ICF	TARABUSI Sante	<b>Chief Judge:</b>	ICF	KAHL Jens
<b>Starter:</b>	ICF	SHABLYKA Siarhei	<b>Chief Judge:</b>	ICF	LEHTINEN Risto

**Weather Conditions**

Air Temperature:	Water Temperature:	Humidity:	Wind:	
23.3°C	23.5°C	24%	3.2 m/s	

**Legend:**  
°C Degree Celsius      **FA** Final A      **FB** Final B      **X** Eliminated



**Results**  
Resultados / Résultats

**REVISED**  
17 AUG 12:41

**Start Time: 10:56**

**Race 84**


Olympic Best Time: **RUS** SHTYL Ivan London (GBR) 2012 Olympic Games **40.346**

Rank	Lane	NOC	Bib	Name	200m		
1	2	GEO	25	NADIRADZE Zaza	40.146	(1)	FA
					0.000		
2	5	AZE	30	DEMYANENKO Valentin	40.298	(2)	FA
					0.152		
3	6	UKR	97	CHEBAN Iurii	40.590	(3)	FA
					0.444		
4	4	HUN	52	HAJDU Jonatan	40.718	(4)	FB
					0.572		
5	3	POR	81	SILVA Helder	41.162	(5)	FB
					1.016		
6	1	GER	89	KIRAJ Stefan	43.171	(6)	X
					3.025		
7	7	CAN	117	OLDERSHAW Mark	43.357	(7)	X
					3.211		

Progression System **1st - 2nd + 2 x 3rd BT to FA, Next BT x 8 to FB, Rest out**

<b>Course Umpire:</b>	ICF	LETIENNE Michel	<b>Chief Official:</b>	ICF	GARNER Frank
<b>Course Umpire:</b>	ICF	HAVIAR Miroslav	<b>Chief Judge:</b>	ICF	KAHL Jens
<b>Starter:</b>	ICF	SHABLYKA Sjarhei	<b>Chief Judge:</b>	ICF	LEHTINEN Risto

**Weather Conditions**

Air Temperature:	Water Temperature:	Humidity:	Wind:	
23.3°C	23.5°C	24%	3.2 m/s	

<b>Legend:</b>	°C	Degree Celsius	<b>FA</b>	Final A	<b>FB</b>	Final B	<b>X</b>	Eliminated
----------------	----	----------------	-----------	---------	-----------	---------	----------	------------

Progression indicator corrected for UKR



**Start List**  
Lista de largada / Liste de départ

**REVISED**  
17 AUG 12:50

Lane	Bib	Final B Race 52 9:16	Bib	Final A Race 53 9:23
1	120	<b>MEX</b> PULIDO RODRIGUEZ Marcos	66	<b>CHN</b> LI Qiang
2	9	<b>LTU</b> ZUSTAUTAS Henrikas	93	<b>ESP</b> BENAVIDES LOPEZ de AYALA Alfonso
3	81	<b>POR</b> SILVA Helder	41	<b>FRA</b> SMART Thomas
4	52	<b>HUN</b> HAJDU Jonatan	25	<b>GEO</b> NADIRADZE Zaza
5	114	<b>CZE</b> FUKSA Martin	63	<b>BRA</b> QUEIROZ dos SANTOS Isaquias
6	71	<b>MDA</b> TARNOVSCHI Oleg	193	<b>RUS</b> KRAITOR Andrey
7	84	<b>KAZ</b> KHAIDAROV Timur	30	<b>AZE</b> DEMYANENKO Valentin
8	28	<b>ITA</b> TACCHINI Carlo	97	<b>UKR</b> CHEBAN Iurii

Corrected start lists due to correction of progression



**Results**  
Resultados / Résultats

**Start Time: 9:16**


**Race 52**

Olympic Best Time:	<b>RUS</b>	SHTYL Ivan	London (GBR) 2012	Olympic Games	<b>40.346</b>
--------------------	------------	------------	-------------------	---------------	---------------

Rank	Lane	NOC	Bib	Name	200m	
1	5	CZE	114	FUKSA Martin	39.760	(1)
					0.000	
2	4	HUN	52	HAJDU Jonatan	39.811	(2)
					0.051	
3	2	LTU	9	ZUSTAUTAS Henrikas	40.230	(3)
					0.470	
4	6	MDA	71	TARNOVSCHI Oleg	40.280	(4)
					0.520	
5	3	POR	81	SILVA Helder	40.388	(5)
					0.628	
6	7	KAZ	84	KHAIDAROV Timur	40.549	(6)
					0.789	
7	8	ITA	28	TACCHINI Carlo	40.733	(7)
					0.973	
8	1	MEX	120	PULIDO RODRIGUEZ Marcos	42.098	(8)
					2.338	

<b>Course Umpire:</b>	ICF	TOTH Gheorghe	<b>Chief Official:</b>	ICF	GARNER Frank
<b>Course Umpire:</b>	ICF	FURUYA Toshihiko	<b>Chief Judge:</b>	ICF	KAHL Jens
<b>Starter:</b>	ICF	SHABLYKA Siarhei	<b>Chief Judge:</b>	ICF	LEHTINEN Risto

**Weather Conditions**

Air Temperature:	Water Temperature:	Humidity:	Wind:	
23.9°C	20.0°C	23%	0.9 m/s	

**Legend:**  
°C Degree Celsius



**Results**  
Resultados / Résultats

**Start Time: 9:23**


**Race 53**

Olympic Best Time:	<b>RUS</b>	SHTYL Ivan	London (GBR) 2012	Olympic Games	<b>40.346</b>
--------------------	------------	------------	-------------------	---------------	---------------

Rank	Lane	NOC	Bib	Name	200m	
1	8	UKR	97	CHEBAN Iurii	39.279	(1) OB
					0.000	
2	7	AZE	30	DEMYANENKO Valentin	39.493	(2)
					0.214	
3	5	BRA	63	QUEIROZ dos SANTOS Isaquias	39.628	(3)
					0.349	
4	2	ESP	93	BENAVIDES LOPEZ de AYALA Alfonso	39.649	(4)
					0.370	
5	4	GEO	25	NADIRADZE Zaza	39.817	(5)
					0.538	
6	6	RUS	193	KRAITOR Andrey	40.105	(6)
					0.826	
7	1	CHN	66	LI Qiang	40.143	(7)
					0.864	
8	3	FRA	41	SIMART Thomas	40.180	(8)
					0.901	

<b>Course Umpire:</b>	ICF	LETIENNE Michel	<b>Chief Official:</b>	ICF	GARNER Frank
<b>Course Umpire:</b>	ICF	HAVIAR Miroslav	<b>Chief Judge:</b>	ICF	KAHL Jens
<b>Starter:</b>	ICF	SHABLYKA Siarhei	<b>Chief Judge:</b>	ICF	LEHTINEN Risto

**Weather Conditions**

Air Temperature:	Water Temperature:	Humidity:	Wind:	
23.9°C	20.0°C	23%	0.9 m/s	

<b>Legend:</b>	°C Degree Celsius	<b>OB</b> Olympic Best
----------------	-------------------	------------------------



## Results Summary by Event

Resumo dos resultados por evento / Résumé des résultats par épreuve

Race	Date	Round	Rank								Progression System
			1	2	3	4	5	6	7	8	

### Heats

32	17 AUG	1	<b>ESP</b>	<b>MDA</b>	<b>UKR</b>	<b>GEO</b>	<b>CHN</b>	<b>POL</b>	<b>TUN</b>	1st - 5th + 6th BT to SF, Rest out
			40.610	40.852	41.220	41.423	41.456	42.450	42.499	
33	17 AUG	2	<b>FRA</b>	<b>BRA</b>	<b>POR</b>	<b>CAN</b>	<b>LAT</b>	<b>MOZ</b>		
			40.415	40.522	40.578	42.972	44.125	44.949		
34	17 AUG	3	<b>RUS</b>	<b>HUN</b>	<b>CZE</b>	<b>KAZ</b>	<b>GER</b>	<b>MEX</b>		
			39.985	40.147	40.311	40.492	41.198	41.910		
83	17 AUG	4	<b>AZE</b>	<b>LTU</b>	<b>ITA</b>	<b>IRI</b>	<b>BUL</b>	<b>AUS</b>		
			39.749	40.048	41.368	41.650	42.694	44.292		

### Semifinals

43	17 AUG	1	<b>BRA</b>	<b>ESP</b>	<b>CHN</b>	<b>CZE</b>	<b>KAZ</b>	<b>LTU</b>	<b>BUL</b>	1st - 2nd + 2 x 3rd BT to FA, Next BT x 8 to FB, Rest out
			39.659	40.038	40.066	40.311	41.079	41.187	42.925	
44	17 AUG	2	<b>RUS</b>	<b>FRA</b>	<b>MDA</b>	<b>ITA</b>	<b>MEX</b>	<b>IRI</b>	<b>LAT</b>	
			40.394	40.670	40.715	41.468	42.283	42.386	45.082	
84	17 AUG	3	<b>GEO</b>	<b>AZE</b>	<b>UKR</b>	<b>HUN</b>	<b>POR</b>	<b>GER</b>	<b>CAN</b>	
			40.146	40.298	40.590	40.718	41.162	43.171	43.357	

### Finals

52	18 AUG	B	<b>CZE</b>	<b>HUN</b>	<b>LTU</b>	<b>MDA</b>	<b>POR</b>	<b>KAZ</b>	<b>ITA</b>	<b>MEX</b>
			39.760	39.811	40.230	40.280	40.388	40.549	40.733	42.098
53	18 AUG	A	<b>UKR</b>	<b>AZE</b>	<b>BRA</b>	<b>ESP</b>	<b>GEO</b>	<b>RUS</b>	<b>CHN</b>	<b>FRA</b>
			39.279	39.493	39.628	39.649	39.817	40.105	40.143	40.180



## Entry List by Event

Lista de inscritos por evento / Liste des inscrits par épreuve

As of SAT 13 AUG 2016

**Bib AUS**

44 MARINOV Martin

**Bib BRA**

63 QUEIROZ dos SANTOS Isaquias

**Bib BUL**

12 KODINOV Angel

**Bib CAN**

117 OLDERSHAW Mark

**Bib CZE**

114 FUKSA Martin

**Bib FRA**

37 BART Adrien

**Bib GER**

87 BRENDEL Sebastian

**Bib HUN**

75 VASBANYAI Henrik

**Bib ITA**

28 TACCHINI Carlo

**Bib KAZ**

84 KHAIDAROV Timur

**Bib LAT**

104 ILJINS Dagnis

**Bib MDA**

60 TARNOVSCHI Serghei

**Bib MOZ**

57 CHAMAUNE Mussa

**Bib POL**

7 KACZOR Tomasz

**Bib RUS**

15 SHTOKALOV Ilia

**Bib STP**

8 da CONCEICAO TRISTE Buly

**Bib SVK**

72 FARKAS Vincent

**Bib TUN**

48 HOUCINE Khaled

**Bib UKR**

102 ALTUKHOV Pavlo

**Bib UZB**

34 KOCHNEV Gerasim

**Note:**  
List of NOCs by alphabetical order.


**Start List**

Lista de largada / Liste de départ

**REVISED**  
 15 AUG 7:13

Lane	Bib	Heat 1 Race 1 9:00	Bib	Heat 2 Race 2 9:08	Bib	Heat 3 Race 3 9:16
1						
2	44	<b>AUS</b> MARINOV Martin				<b>BUL</b> 12 KODINOV Angel
3	72	<b>SVK</b> FARKAS Vincent	63	<b>BRA</b> QUEIROZ dos SANTOS Isaquias	34	<b>UZB</b> KOCHNEV Gerasim
4	7	<b>POL</b> KACZOR Tomasz	15	<b>RUS</b> SHTOKALOV Ilia	102	<b>UKR</b> ALTUKHOV Pavlo
5	87	<b>GER</b> BRENDDEL Sebastian	114	<b>CZE</b> FUKSA Martin	60	<b>MDA</b> TARNOVSCHI Serghei
6	75	<b>HUN</b> VASBANYAI Henrik	37	<b>FRA</b> BART Adrien	117	<b>CAN</b> OLDERSHAW Mark
7	104	<b>LAT</b> ILJINS Dagnis	28	<b>ITA</b> TACCHINI Carlo	84	<b>KAZ</b> KHAIDAROV Timur
8	57	<b>MOZ</b> CHAMAUNE Mussa	8	<b>STP</b> da CONCEICAO TRISTE Buly		

 Progression System: **1st to FA, Rest to SF**





**Results**  
Resultados / Résultats

**Start Time: 9:00**

**Race 1**

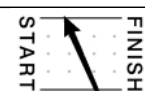
Olympic Best Time: **ESP** CAL David Athens (GRE) 2004 Olympic Games **3:46.201**

Rank	Lane	NOC	Bib	Name	250m	500m	750m	1000m	
1	5	GER	87	BRENDEL Sebastian	56.80 (1)	1:57.18 (1)	2:57.83 (1)	3:58.044 (1)	FA
					0.00	1:00.38 (1)	1:00.65 (3)	1:00.210 (1)	
						0.00	0.00	0.000	
2	4	POL	7	KACZOR Tomasz	57.77 (2)	1:58.92 (2)	2:59.47 (2)	3:59.928 (2)	SF
					0.97	1:01.15 (3)	1:00.55 (1)	1:00.450 (2)	
						1.74	1.64	1.884	
3	6	HUN	75	VASBANYAI Henrik	58.73 (3)	1:59.62 (3)	3:00.24 (3)	4:01.953 (3)	SF
					1.93	1:00.89 (2)	1:00.62 (2)	1:01.710 (3)	
						2.44	2.41	3.909	
4	7	LAT	104	ILJINS Dagnis	1:00.07 (5)	2:02.99 (5)	3:06.34 (5)	4:11.766 (4)	SF
					3.27	1:02.92 (5)	1:03.35 (5)	1:05.420 (4)	
						5.81	8.51	13.722	
5	3	SVK	72	FARKAS Vincent	59.17 (4)	2:01.47 (4)	3:04.78 (4)	4:12.295 (5)	SF
					2.37	1:02.30 (4)	1:03.31 (4)	1:07.510 (5)	
						4.29	6.95	14.251	
6	2	AUS	44	MARINOV Martin	1:01.00 (6)	2:06.18 (6)	3:15.66 (6)	4:33.166 (6)	SF
					4.20	1:05.18 (6)	1:09.48 (6)	1:17.500 (6)	
						9.00	17.83	35.122	
7	8	MOZ	57	CHAMAUNE Mussa	1:04.24 (7)	2:20.66 (7)	3:41.21 (7)	5:00.454 (7)	SF
					7.44	1:16.42 (7)	1:20.55 (7)	1:19.240 (7)	
						23.48	43.38	1:02.410	

Progression System **1st to FA, Rest to SF**

<b>Course Umpire:</b>	ICF	TOTH Gheorghe		
<b>Course Umpire:</b>	ICF	FURUYA Toshihiko		

**Weather Conditions**

Air Temperature:	Water Temperature:	Humidity:	Wind:	
25.0°C	22.0°C	58%	3.0 m/s	

<b>Legend:</b>	<b>°C</b> Degree Celsius	<b>FA</b> Final A	<b>SF</b> Qualified for Semifinals
----------------	--------------------------	-------------------	------------------------------------



**Results**  
Resultados / Résultats

**Start Time: 9:08**

**Race 2**


Olympic Best Time: **ESP** CAL David Athens (GRE) 2004 Olympic Games **3:46.201**

Rank	Lane	NOC	Bib	Name	250m	500m	750m	1000m	
1	3	BRA	63	QUEIROZ dos SANTOS Isaquias	54.98 (1)	1:53.10 (1)	2:54.66 (1)	3:59.615 (1)	FA
					0.00	58.12 (1)	1:01.56 (2)	1:04.950 (4)	
						0.00	0.00	0.000	
2	5	CZE	114	FUKSA Martin	56.79 (3)	1:56.94 (2)	2:58.83 (2)	4:01.492 (2)	SF
					1.81	1:00.15 (3)	1:01.89 (3)	1:02.660 (1)	
						3.84	4.17	1.877	
3	4	RUS	15	SHTOKALOV Ilia	58.24 (4)	1:57.22 (3)	2:59.36 (3)	4:02.626 (3)	SF
					3.26	58.98 (2)	1:02.14 (4)	1:03.260 (2)	
						4.12	4.70	3.011	
4	7	ITA	28	TACCHINI Carlo	59.43 (5)	2:00.28 (5)	3:00.46 (4)	4:04.697 (4)	SF
					4.45	1:00.85 (4)	1:00.18 (1)	1:04.230 (3)	
						7.18	5.80	5.082	
5	6	FRA	37	BART Adrien	56.42 (2)	1:57.53 (4)	3:01.13 (5)	4:10.043 (5)	SF
					1.44	1:01.11 (5)	1:03.60 (5)	1:08.910 (5)	
						4.43	6.47	10.428	
6	8	STP	8	da CONCEICAO TRISTE Buly	1:03.02 (6)	2:13.22 (6)	3:36.11 (6)	4:54.516 (6)	SF
					8.04	1:10.20 (6)	1:22.89 (6)	1:18.400 (6)	
						20.12	41.45	54.901	

Progression System **1st to FA, Rest to SF**

<b>Course Umpire:</b>	ICF	LETIENNE Michel			
<b>Course Umpire:</b>	ICF	HAVIAR Miroslav			

**Weather Conditions**

Air Temperature:	Water Temperature:	Humidity:	Wind:	
25.0°C	22.0°C	58%	3.0 m/s	

<b>Legend:</b>	°C Degree Celsius	<b>FA</b> Final A	<b>SF</b> Qualified for Semifinals
----------------	-------------------	-------------------	------------------------------------



## Results

Resultados / Résultats

Start Time: 9:15

Race 3


Olympic Best Time: **ESP** CAL David Athens (GRE) 2004 Olympic Games **3:46.201**

Rank	Lane	NOC	Bib	Name	250m	500m	750m	1000m	
1	5	MDA	60	TARNOVSCHI Serghei	56.61 (1) 0.00	1:58.55 (1) 1:01.94 (2) 0.00	3:00.54 (1) 1:01.99 (1) 0.00	4:05.193 (1) 1:04.650 (1) 0.000	FA
2	3	UZB	34	KOCHNEV Gerasim	58.19 (3) 1.58	1:58.64 (2) 1:00.45 (1) 0.09	3:01.41 (2) 1:02.77 (2) 0.87	4:08.127 (2) 1:06.710 (3) 2.934	SF
3	6	CAN	117	OLDERSHAW Mark	58.30 (4) 1.69	2:02.44 (4) 1:04.14 (4) 3.89	3:07.08 (3) 1:04.64 (3) 6.54	4:13.600 (3) 1:06.520 (2) 8.407	SF
4	4	UKR	102	ALTUKHOV Pavlo	57.18 (2) 0.57	2:00.12 (3) 1:02.94 (3) 1.57	3:08.42 (4) 1:08.30 (4) 7.88	4:19.361 (4) 1:10.940 (4) 14.168	SF
5	2	BUL	12	KODINOV Angel	58.67 (5) 2.06	2:05.76 (5) 1:07.09 (5) 7.21	3:15.57 (5) 1:09.81 (5) 15.03	4:27.904 (5) 1:12.330 (5) 22.711	SF
6	7	KAZ	84	KHAIDAROV Timur	1:16.03 (6) 19.42	2:45.72 (6) 1:29.69 (6) 47.17	4:09.07 (6) 1:23.35 (6) 1:08.53	5:30.030 (6) 1:20.960 (6) 1:24.837	SF

Progression System **1st to FA, Rest to SF**

Course Umpire:	ICF	WITHERDEN Alan	Starter:	ICF	SHABLYKA Siarhei
Course Umpire:	ICF	TARABUSI Sante	Chief Official:	ICF	GARNER Frank
Starter:	ICF	MOULE Peter	Chief Judge:	ICF	KAHL Jens

### Weather Conditions

Air Temperature:	Water Temperature:	Humidity:	Wind:	
25.0°C	22.0°C	58%	3.0 m/s	

Legend:	°C	Degree Celsius	FA	Final A	SF	Qualified for Semifinals
---------	----	----------------	----	---------	----	--------------------------



### Start List

Lista de largada / Liste de départ

Lane	Bib	Semifinal 1 Race 13 10:30	Bib	Semifinal 2 Race 14 10:38
1	44	<b>AUS</b> MARINOV Martin	8	<b>STP</b> da CONCEICAO TRISTE Buly
2	37	<b>FRA</b> BART Adrien	72	<b>SVK</b> FARKAS Vincent
3	102	<b>UKR</b> ALTUKHOV Pavlo	28	<b>ITA</b> TACCHINI Carlo
4	34	<b>UZB</b> KOCHNEV Gerasim	75	<b>HUN</b> VASBANYAI Henrik
5	7	<b>POL</b> KACZOR Tomasz	114	<b>CZE</b> FUKSA Martin
6	15	<b>RUS</b> SHTOKALOV Iliia	117	<b>CAN</b> OLDERSHAW Mark
7	104	<b>LAT</b> ILJINS Dagnis	12	<b>BUL</b> KODINOV Angel
8	84	<b>KAZ</b> KHAIDAROV Timur	57	<b>MOZ</b> CHAMAUNE Mussa

Progression System: 1st - 2nd + Best 3rd BT to FA, Best Ranking BT to FB



## Results

Resultados / Résultats

Start Time: 10:29

Race 13

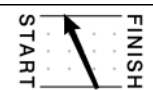
Olympic Best Time: **ESP** CAL David Athens (GRE) 2004 Olympic Games **3:46.201**

Rank	Lane	NOC	Bib	Name	250m	500m	750m	1000m	
1	6	RUS	15	SHTOKALOV Ilia	58.81 (5) 1.39	1:58.61 (4) 59.80 (2) 0.88	2:57.92 (3) 59.31 (1) 0.18	3:58.259 (1) 1:00.330 (1) 0.000	FA
2	3	UKR	102	ALTUKHOV Pavlo	57.42 (1) 0.00	1:57.73 (1) 1:00.31 (3) 0.00	2:57.84 (2) 1:00.11 (3) 0.10	3:58.574 (2) 1:00.730 (3) 0.315	FA
3	4	UZB	34	KOCHNEV Gerasim	58.10 (2) 0.68	1:57.76 (2) 59.66 (1) 0.03	2:57.74 (1) 59.98 (2) 0.00	3:59.489 (3) 1:01.740 (4) 1.230	FA
4	5	POL	7	KACZOR Tomasz	58.13 (3) 0.71	1:58.46 (3) 1:00.33 (4) 0.73	2:59.37 (4) 1:00.91 (4) 1.63	3:59.836 (4) 1:00.460 (2) 1.577	FB
5	2	FRA	37	BART Adrien	58.42 (4) 1.00	2:02.39 (5) 1:03.97 (5) 4.66	3:05.73 (5) 1:03.34 (5) 7.99	4:08.593 (5) 1:02.860 (5) 10.334	FB
6	7	LAT	104	ILJINS Dagnis	1:01.25 (7) 3.83	2:05.41 (7) 1:04.16 (7) 7.68	3:10.61 (6) 1:05.20 (6) 12.87	4:20.181 (6) 1:09.570 (6) 21.922	FB
7	1	AUS	44	MARINOV Martin	1:00.67 (6) 3.25	2:04.77 (6) 1:04.10 (6) 7.04	3:13.89 (7) 1:09.12 (7) 16.15	4:24.723 (7) 1:10.830 (7) 26.464	FB
8	8	KAZ	84	KHAIDAROV Timur	1:15.58 (8) 18.16	2:49.86 (8) 1:34.28 (8) 52.13	4:15.66 (8) 1:25.80 (8) 1:17.92	5:33.919 (8) 1:18.250 (8) 1:35.660	X

Progression System 1st - 2nd + Best 3rd BT to FA, Best Ranking BT to FB

Course Umpire:	ICF	TOTH Gheorghe	Chief Official:	ICF	GARNER Frank
Course Umpire:	ICF	FURUYA Toshihiko	Chief Judge:	ICF	KAHL Jens
Starter:	ICF	MOULE Peter	Chief Judge:	ICF	LEHTINEN Risto

### Weather Conditions

Air Temperature:	Water Temperature:	Humidity:	Wind:	
25.0°C	23.0°C	58%	3.0 m/s	

Legend:	°C	Degree Celsius	FA	Final A	FB	Final B	X	Eliminated
---------	----	----------------	----	---------	----	---------	---	------------



## Results

Resultados / Résultats

Start Time: 10:38

Race 14


Olympic Best Time: **ESP** CAL David Athens (GRE) 2004 Olympic Games **3:46.201**

Rank	Lane	NOC	Bib	Name	250m	500m	750m	1000m	
1	5	CZE	114	FUKSA Martin	58.56 (4) 0.12	2:01.40 (1) 1:02.84 (1) 0.00	3:04.01 (1) 1:02.61 (3) 0.00	4:01.793 (1) 57.780 (2) 0.000	FA
2	3	ITA	28	TACCHINI Carlo	58.45 (2) 0.01	2:01.73 (2) 1:03.28 (=2) 0.33	3:04.44 (3) 1:02.71 (4) 0.43	4:02.461 (2) 58.020 (3) 0.668	FA
3	4	HUN	75	VASBANYAI Henrik	1:00.80 (5) 2.36	2:04.17 (4) 1:03.37 (4) 2.77	3:05.46 (4) 1:01.29 (1) 1.45	4:03.113 (3) 57.650 (1) 1.320	FB
4	6	CAN	117	OLDERSHAW Mark	58.51 (3) 0.07	2:01.79 (3) 1:03.28 (=2) 0.39	3:04.28 (2) 1:02.49 (2) 0.27	4:03.493 (4) 59.210 (4) 1.700	FB
5	2	SVK	72	FARKAS Vincent	1:01.31 (6) 2.87	2:06.26 (5) 1:04.95 (5) 4.86	3:10.97 (5) 1:04.71 (5) 6.96	4:19.084 (5) 1:08.110 (5) 17.291	FB
6	7	BUL	12	KODINOV Angel	58.44 (1) 0.00	2:07.28 (6) 1:08.84 (6) 5.88	3:17.01 (6) 1:09.73 (6) 13.00	4:30.574 (6) 1:13.560 (6) 28.781	FB
7	1	STP	8	da CONCEICAO TRISTE Buly	1:04.39 (7) 5.95	2:17.73 (7) 1:13.34 (7) 16.33	3:32.48 (7) 1:14.75 (7) 28.47	4:46.396 (7) 1:13.910 (7) 44.603	X
8	8	MOZ	57	CHAMAUNE Mussa	1:07.97 (8) 9.53	2:26.36 (8) 1:18.39 (8) 24.96	3:47.34 (8) 1:20.98 (8) 43.33	5:07.281 (8) 1:19.940 (8) 1:05.488	X

Progression System 1st - 2nd + Best 3rd BT to FA, Best Ranking BT to FB

Course Umpire:	ICF	LETIENNE Michel	Chief Official:	ICF	GARNER Frank
Course Umpire:	ICF	HAVIAR Miroslav	Chief Judge:	ICF	KAHL Jens
Starter:	ICF	MOULE Peter	Chief Judge:	ICF	LEHTINEN Risto

### Weather Conditions

Air Temperature:	Water Temperature:	Humidity:	Wind:	
25.0°C	23.0°C	58%	3.0 m/s	

Legend:	°C	Degree Celsius	FA	Final A	FB	Final B	X	Eliminated
---------	----	----------------	----	---------	----	---------	---	------------



### Start List

Lista de largada / Liste de départ

Lane	Bib	Final B Race 22 9:00	Bib	Final A Race 23 9:08
1	44	<b>AUS</b> MARINOV Martin	34	<b>UZB</b> KOCHNEV Gerasim
2	104	<b>LAT</b> ILJINS Dagnis	28	<b>ITA</b> TACCHINI Carlo
3	117	<b>CAN</b> OLDERSHAW Mark	15	<b>RUS</b> SHTOKALOV Iliia
4	75	<b>HUN</b> VASBANYAI Henrik	63	<b>BRA</b> QUEIROZ dos SANTOS Isaquias
5	7	<b>POL</b> KACZOR Tomasz	87	<b>GER</b> BRENDDEL Sebastian
6	37	<b>FRA</b> BART Adrien	60	<b>MDA</b> TARNOVSCHI Serghei
7	72	<b>SVK</b> FARKAS Vincent	114	<b>CZE</b> FUKSA Martin
8	12	<b>BUL</b> KODINOV Angel	102	<b>UKR</b> ALTUKHOV Pavlo



## Results

Resultados / Résultats

Start Time: 8:59


Race 22

Olympic Best Time: **ESP** CAL David Athens (GRE) 2004 Olympic Games **3:46.201**

Rank	Lane	NOC	Bib	Name	250m	500m	750m	1000m	
1	5	POL	7	KACZOR Tomasz	56.14 (2) 0.23	1:54.89 (1) 58.75 (1) 0.00	2:57.00 (1) 1:02.11 (1) 0.00	3:59.350 (1) 1:02.350 (2) 0.000	
2	6	FRA	37	BART Adrien	55.91 (1) 0.00	1:55.37 (2) 59.46 (2) 0.48	2:58.18 (2) 1:02.81 (2) 1.18	4:00.911 (2) 1:02.730 (3) 1.561	
3	7	SVK	72	FARKAS Vincent	57.79 (4) 1.88	1:59.16 (4) 1:01.37 (4) 4.27	3:02.30 (3) 1:03.14 (3) 5.30	4:04.013 (3) 1:01.710 (1) 4.663	
4	3	CAN	117	OLDERSHAW Mark	56.76 (3) 0.85	1:57.30 (3) 1:00.54 (3) 2.41	3:02.35 (4) 1:05.05 (6) 5.35	4:06.972 (4) 1:04.620 (=5) 7.622	
5	2	LAT	104	ILJINS Dagnis	59.56 (7) 3.65	2:02.16 (6) 1:02.60 (6) 7.27	3:05.70 (6) 1:03.54 (5) 8.70	4:10.084 (5) 1:04.380 (4) 10.734	
6	8	BUL	12	KODINOV Angel	58.28 (5) 2.37	2:02.24 (7) 1:03.96 (7) 7.35	3:05.48 (5) 1:03.24 (4) 8.48	4:10.102 (6) 1:04.620 (=5) 10.752	
7	1	AUS	44	MARINOV Martin	58.37 (6) 2.46	2:00.00 (5) 1:01.63 (5) 5.11	3:07.36 (7) 1:07.36 (7) 10.36	4:15.524 (7) 1:08.160 (7) 16.174	
	4	HUN	75	VASBANYAI Henrik	0.00 0.00	0.00 0.00	0.00 0.00		DSQ

Course Umpire:	ICF	LETIENNE Michel	Chief Official:	ICF	GARNER Frank
Course Umpire:	ICF	HAVIAR Miroslav	Chief Judge:	ICF	KAHL Jens
Starter:	ICF	MOULE Peter	Chief Judge:	ICF	LEHTINEN Risto

### Weather Conditions

Air Temperature:	Water Temperature:	Humidity:	Wind:	
23.0°C	20.0°C	74%	2.0 m/s	

Legend:	°C Degree Celsius	DSQ Disqualified
---------	-------------------	------------------





**Results**  
Resultados / Résultats

**REVISED**  
19 AUG 11:34

Start Time: 9:07


Race 23

Olympic Best Time: **ESP** CAL David Athens (GRE) 2004 Olympic Games **3:46.201**

Rank	Lane	NOC	Bib	Name	250m	500m	750m	1000m	
1	5	GER	87	BRENDEL Sebastian	56.42 (3) 0.41	1:56.83 (1) 1:00.41 (1) 0.00	2:57.96 (1) 1:01.13 (2) 0.00	3:56.926 (1) 58.960 (1) 0.000	
2	4	BRA	63	QUEIROZ dos SANTOS Isaquias	56.13 (2) 0.12	1:57.18 (2) 1:01.05 (3) 0.35	2:58.45 (2) 1:01.27 (3) 0.49	3:58.529 (2) 1:00.070 (3) 1.603	
3	6	MDA	60	TARNOVSCHI Serghei	56.01 (1) 0.00	1:57.35 (3) 1:01.34 (4) 0.52	2:59.67 (4) 1:02.32 (4) 1.71	4:00.852 (3) 1:01.180 (4) 3.926	
4	3	RUS	15	SHTOKALOV Ilia	57.85 (7) 1.84	1:58.64 (4) 1:00.79 (2) 1.81	2:59.14 (3) 1:00.50 (1) 1.18	4:00.963 (4) 1:01.820 (6) 4.037	
5	8	UKR	102	ALTUKHOV Pavlo	57.44 (4) 1.43	1:59.23 (5) 1:01.79 (=6) 2.40	3:01.62 (5) 1:02.39 (5) 3.66	4:01.587 (5) 59.960 (2) 4.661	
6	7	CZE	114	FUKSA Martin	57.58 (6) 1.57	1:59.37 (7) 1:01.79 (=6) 2.54	3:02.03 (7) 1:02.66 (7) 4.07	4:03.322 (6) 1:01.290 (5) 6.396	
7	1	UZB	34	KOCHNEV Gerasim	57.50 (5) 1.49	1:59.25 (6) 1:01.75 (5) 2.42	3:01.85 (6) 1:02.60 (6) 3.89	4:04.205 (7) 1:02.350 (7) 7.279	
8	2	ITA	28	TACCHINI Carlo	59.05 (8) 3.04	2:01.90 (8) 1:02.85 (8) 5.07	3:07.10 (8) 1:05.20 (8) 9.14	4:15.368 (8) 1:08.260 (8) 18.442	

Course Umpire:	ICF	WITHERDEN Alan	Chief Official:	ICF	GARNER Frank
Course Umpire:	ICF	TARABUSI Sante	Chief Judge:	ICF	KAHL Jens
Starter:	ICF	MOULE Peter	Chief Judge:	ICF	LEHTINEN Risto

Weather Conditions

Air Temperature:	Water Temperature:	Humidity:	Wind:	
23.0°C	20.0°C	74%	2.0 m/s	

Legend:  
°C Degree Celsius

Results corrected as per Official Communication number 5



## Results Summary by Event

Resumo dos resultados por evento / Résumé des résultats par épreuve

**REVISED**  
19 AUG 11:35

Race	Date	Round	Rank								Progression System
			1	2	3	4	5	6	7	8	

### Heats

1	15 AUG	1	<b>GER</b>	<b>POL</b>	<b>HUN</b>	<b>LAT</b>	<b>SVK</b>	<b>AUS</b>	<b>MOZ</b>	1st to FA, Rest to SF
			3:58.044	3:59.928	4:01.953	4:11.766	4:12.295	4:33.166	5:00.454	
2	15 AUG	2	<b>BRA</b>	<b>CZE</b>	<b>RUS</b>	<b>ITA</b>	<b>FRA</b>	<b>STP</b>		
			3:59.615	4:01.492	4:02.626	4:04.697	4:10.043	4:54.516		
3	15 AUG	3	<b>MDA</b>	<b>UZB</b>	<b>CAN</b>	<b>UKR</b>	<b>BUL</b>	<b>KAZ</b>		
			4:05.193	4:08.127	4:13.600	4:19.361	4:27.904	5:30.030		

### Semifinals

13	15 AUG	1	<b>RUS</b>	<b>UKR</b>	<b>UZB</b>	<b>POL</b>	<b>FRA</b>	<b>LAT</b>	<b>AUS</b>	<b>KAZ</b>	1st - 2nd + Best 3rd BT to FA, Best Ranking BT to FB
			3:58.259	3:58.574	3:59.489	3:59.836	4:08.593	4:20.181	4:24.723	5:33.919	
14	15 AUG	2	<b>CZE</b>	<b>ITA</b>	<b>HUN</b>	<b>CAN</b>	<b>SVK</b>	<b>BUL</b>	<b>STP</b>	<b>MOZ</b>	
			4:01.793	4:02.461	4:03.113	4:03.493	4:19.084	4:30.574	4:46.396	5:07.281	

### Finals

22	16 AUG	B	<b>POL</b>	<b>FRA</b>	<b>SVK</b>	<b>CAN</b>	<b>LAT</b>	<b>BUL</b>	<b>AUS</b>	<b>HUN</b>	
			3:59.350	4:00.911	4:04.013	4:06.972	4:10.084	4:10.102	4:15.524	DSQ	
23	16 AUG	A	<b>GER</b>	<b>BRA</b>	<b>MDA</b>	<b>RUS</b>	<b>UKR</b>	<b>CZE</b>	<b>UZB</b>	<b>ITA</b>	
			3:56.926	3:58.529	4:00.852	4:00.963	4:01.587	4:03.322	4:04.205	4:15.368	

Legend:  
DSQ Disqualified

Results corrected as per Official Communication number 5



**Official Communication**  
Comunicado oficial / Communication officielle

**Race 23**  
**Item: 3**

**Disqualification**

**Disqualification of TARNOVSCHI Serghei (MDA)**

**Summary:**

Disqualification of TARNOVSCHI Serghei (MDA) for doping violation

**Detail:**

The IOC Disciplinary Commission decided on 18/08/2016 to disqualify TARNOVSCHI Serghei (MDA) who was ranked 3rd in the Men's Canoe Single 1000m for doping violation. Results have been amended accordingly. The medallists are now: BRENDL Sebastian (GER), gold, QUEIROZ dos SANTOS Isaquias (BRA), silver, and SHTOKALOV Ilia (RUS), bronze. Further details regarding the IOC Disciplinary Commission decision can be found at: [www.olympic.org](http://www.olympic.org)

Issued by: ICF Technical Delegate  
Time: 07:16  
Date: 19 AUG 2016

This decision affects:

RESULTS  
SCHEDULE  
OTHER

X

**Note:**  
For more details contact "OC Competition Management"



**Official Communication**  
Comunicado oficial / Communication officielle

**Race 23**  
**Item: 5**

**Correction of Official Communication number 3**

**Correction of Official Communication number 3**

**Summary:**

Correction of Official Communication number 3

**Detail:**

The Athlete TARNOVSCHI Serghei (MDA) was provisionally suspended by the ICF due to positive doping offence prior to the Olympic Games. The result for the MC1 1000m Final remains as originally reported until all the legal procedures have been completed regarding the doping case.

Issued by: ICF Chief Official  
Time: 10:39  
Date: 19 AUG 2016

This decision affects:

RESULTS  
SCHEDULE  
OTHER

X

**Note:**  
For more details contact "OC Competition Management"



## Entry List by Event

Lista de inscritos por evento / Liste des inscrits par épreuve

As of SAT 13 AUG 2016

### Bib AUS

46 SZEKSZARDI Ferenc  
44 MARINOV Martin

### Bib BRA

184 de SOUZA SILVA Erlon  
63 QUEIROZ dos SANTOS Isaquias

### Bib CUB

185 TORRES Serguey  
186 JORGE Fernando Dayan

### Bib CZE

187 RADON Jaroslav  
188 DVORAK Filip

### Bib GER

87 BRENDEL Sebastian  
189 VANDREY Jan

### Bib HUN

75 VASBANYAI Henrik  
190 MIKE Robert

### Bib MDA

71 TARNOVSCHI Oleg  
60 TARNOVSCHI Serghei

### Bib MOZ

57 CHAMAUNE Mussa  
56 LOBO Joaquim

### Bib POL

191 KAMINSKI Mateusz  
192 KUDLA Michal

### Bib RUS

15 SHTOKALOV Iliia  
194 PERVUKHIN Ilya

### Bib UKR

195 IANCHUK Dmytro  
196 MISHCHUK Taras

### Bib UZB

34 KOCHNEV Gerasim  
197 MIRBEKOV Serik

**Note:**  
List of NOCs by alphabetical order.


**Start List**

Lista de largada / Liste de départ

**REVISED**

19 AUG 8:17

Lane	Bib	Heat 1 Race 61 9:21	Bib	Heat 2 Race 62 9:29
1				
2		<b>MOZ</b> 57 CHAMAUNE Mussa 56 LOBO Joaquim		<b>UZB</b> 34 KOCHNEV Gerasim 197 MIRBEKOV Serik
3				<b>CZE</b> 187 RADON Jaroslav 188 DVORAK Filip
4		<b>UKR</b> 195 IANCHUK Dmytro 196 MISHCHUK Taras		<b>POL</b> 191 KAMINSKI Mateusz 192 KUDLA Michal
5		<b>BRA</b> 184 de SOUZA SILVA Erlon 63 QUEIROZ dos SANTOS Isaquias		<b>HUN</b> 75 VASBANYAI Henrik 190 MIKE Robert
6		<b>RUS</b> 15 SHTOKALOV Ilya 194 PERVUKHIN Ilya		<b>GER</b> 87 BRENDEL Sebastian 189 VANDREY Jan
7		<b>AUS</b> 46 SZEKSZARDI Ferenc 44 MARINOV Martin		<b>CUB</b> 185 TORRES Serguey 186 JORGE Fernando Dayan
8				

 Progression System: **1st to FA, Rest to SF**

MDA scratched from Heat 1



**Results**  
Resultados / Résultats

**Start Time: 9:21**

**Race 61**

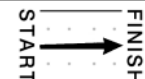
Olympic Best Time: **GER** Dittmer / Kirchbach Atlanta, GA (USA) 1996 Olympic Games **3:31.870**

Rank	Lane	NOC	Bib	Name	250m	500m	750m	1000m	
1	5	BRA	184	de SOUZA SILVA Erlon	50.03	1:43.42	2:37.21	3:33.269	(1) FA
			63	QUEIROZ dos SANTOS Isaquias	0.00	53.39	53.79	56.050	
2	4	UKR	195	IANCHUK Dmytro	52.11	1:45.74	2:39.20	3:35.284	(2) SF
			196	MISHCHUK Taras	2.08	53.63	53.46	56.080	
3	6	RUS	15	SHTOKALOV Ilya	52.07	1:45.80	2:40.39	3:43.105	(3) SF
			194	PERVUKHIN Ilya	2.04	53.73	54.59	1:02.710	
4	7	AUS	46	SZEKSZARDI Ferenc	55.68	1:58.53	3:03.02	4:07.372	(4) SF
			44	MARINOV Martin	5.65	1:02.85	1:04.49	1:04.350	
5	2	MOZ	57	CHAMAUNE Mussa	56.26	2:01.12	3:09.59	4:14.002	(5) SF
			56	LOBO Joaquim	6.23	1:04.86	1:08.47	1:04.410	

Progression System **1st to FA, Rest to SF**

<b>Course Umpire:</b>	ICF	TOTH Gheorghe	<b>Chief Official:</b>	ICF	GARNER Frank
<b>Course Umpire:</b>	ICF	FURUYA Toshihiko	<b>Chief Judge:</b>	ICF	KAHL Jens
<b>Starter:</b>	ICF	SHABLYKA Sjarhei	<b>Chief Judge:</b>	ICF	LEHTINEN Risto

**Weather Conditions**

Air Temperature:	Water Temperature:	Humidity:	Wind:	
23.1°C	18.0°C	80%	4.9 m/s	

<b>Legend:</b>	°C Degree Celsius	<b>FA</b> Final A	<b>SF</b> Qualified for Semifinals
----------------	-------------------	-------------------	------------------------------------



**Results**  
Resultados / Résultats

**Start Time: 9:29**

**Race 62**

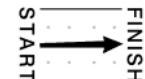
Olympic Best Time: **GER** Dittmer / Kirchbach Atlanta, GA (USA) 1996 Olympic Games **3:31.870**

Rank	Lane	NOC	Bib	Name	250m	500m	750m	1000m	
1	6	GER	87	BRENDEL Sebastian	51.67 (1)	1:44.66 (1)	2:38.99 (1)	3:33.482 (1)	FA
			189	VANDREY Jan	0.00	52.99 (1)	54.33 (3)	54.490 (2)	
2	7	CUB	185	TORRES Serguey	52.10 (2)	1:45.97 (2)	2:40.13 (2)	3:34.939 (2)	SF
			186	JORGE Fernando Dayan	0.43	53.87 (3)	54.16 (1)	54.800 (4)	
3	5	HUN	75	VASBANYAI Henrik	53.32 (5)	1:47.15 (4)	2:41.47 (3)	3:35.501 (3)	SF
			190	MIKE Robert	1.65	53.83 (2)	54.32 (2)	54.030 (1)	
4	3	CZE	187	RADON Jaroslav	52.60 (3)	1:47.06 (3)	2:42.19 (4)	3:36.818 (4)	SF
			188	DVORAK Filip	0.93	54.46 (4)	55.13 (5)	54.620 (3)	
5	4	POL	191	KAMINSKI Mateusz	53.86 (6)	1:48.89 (5)	2:43.52 (5)	3:44.717 (5)	SF
			192	KUDLA Michal	2.19	55.03 (5)	54.63 (4)	1:01.190 (5)	
6	2	UZB	34	KOCHNEV Gerasim	52.81 (4)	1:49.13 (6)	2:51.63 (6)	4:00.330 (6)	SF
			197	MIRBEKOV Serik	1.14	56.32 (6)	1:02.50 (6)	1:08.700 (6)	
						4.47	12.64	26.848	

Progression System **1st to FA, Rest to SF**

<b>Course Umpire:</b>	ICF	LETIENNE Michel	<b>Chief Official:</b>	ICF	GARNER Frank
<b>Course Umpire:</b>	ICF	HAVIAR Miroslav	<b>Chief Judge:</b>	ICF	KAHL Jens
<b>Starter:</b>	ICF	SHABLYKA Siarhei	<b>Chief Judge:</b>	ICF	LEHTINEN Risto

**Weather Conditions**

Air Temperature:	Water Temperature:	Humidity:	Wind:	
23.1°C	18.0°C	80%	4.9 m/s	

<b>Legend:</b>	°C Degree Celsius	<b>FA</b> Final A	<b>SF</b> Qualified for Semifinals
----------------	-------------------	-------------------	------------------------------------





## Start List

Lista de largada / Liste de départ

Lane	Bib	Semifinal 1 Race 69 10:21	Bib	Semifinal 2 Race 70 10:29
1				
2				
3		<b>MOZ</b> 57 CHAMAUNE Mussa 56 LOBO Joaquim		<b>POL</b> 191 KAMINSKI Mateusz 192 KUDLA Michal
4		<b>HUN</b> 75 VASBANYAI Henrik 190 MIKE Robert		<b>RUS</b> 15 SHTOKALOV Iliia 194 PERVUKHIN Ilya
5		<b>UKR</b> 195 IANCHUK Dmytro 196 MISHCHUK Taras		<b>CUB</b> 185 TORRES Serguey 186 JORGE Fernando Dayan
6		<b>CZE</b> 187 RADON Jaroslav 188 DVORAK Filip		<b>AUS</b> 46 SZEKSZARDI Ferenc 44 MARINOV Martin
7				<b>UZB</b> 34 KOCHNEV Gerasim 197 MIRBEKOV Serik
8				

Progression System: 1st - 3rd to FA, Rest to FB



**Results**  
Resultados / Résultats

**Start Time: 10:21**

**Race 69**

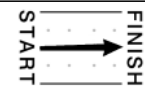
Olympic Best Time: **GER** Dittmer / Kirchbach Atlanta, GA (USA) 1996 Olympic Games **3:31.870**

Rank	Lane	NOC	Bib	Name	250m	500m	750m	1000m	
1	5	UKR	195	IANCHUK Dmytro	53.11 (1)	1:47.96 (1)	2:43.01 (1)	3:38.384 (1)	FA
			196	MISHCHUK Taras	0.00	54.85 (2)	55.05 (1)	55.370 (1)	
2	6	CZE	187	RADON Jaroslav	53.30 (2)	1:48.09 (2)	2:44.71 (2)	3:42.166 (2)	FA
			188	DVORAK Filip	0.19	54.79 (1)	56.62 (3)	57.450 (2)	
3	4	HUN	75	VASBANYAI Henrik	55.79 (3)	1:52.12 (3)	2:48.22 (3)	3:56.126 (3)	FA
			190	MIKE Robert	2.68	56.33 (3)	56.10 (2)	1:07.900 (4)	
4	3	MOZ	57	CHAMAUNE Mussa	58.18 (4)	2:06.77 (4)	3:17.40 (4)	4:23.965 (4)	FB
			56	LOBO Joaquim	5.07	1:08.59 (4)	1:10.63 (4)	1:06.560 (3)	

Progression System **1st - 3rd to FA, Rest to FB**

<b>Course Umpire:</b>	ICF	WITHERDEN Alan	<b>Chief Official:</b>	ICF	GARNER Frank
<b>Course Umpire:</b>	ICF	TARABUSI Sante	<b>Chief Judge:</b>	ICF	KAHL Jens
<b>Starter:</b>	ICF	SHABLYKA Siarhei	<b>Chief Judge:</b>	ICF	LEHTINEN Risto

**Weather Conditions**

Air Temperature:	Water Temperature:	Humidity:	Wind:	
23.9°C	18.0°C	80%	4.9 m/s	

<b>Legend:</b>	°C	Degree Celsius	<b>FA</b>	Final A	<b>FB</b>	Final B
----------------	----	----------------	-----------	---------	-----------	---------



**Results**  
Resultados / Résultats

**Start Time: 10:29**

**Race 70**

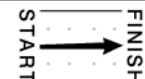
Olympic Best Time: **GER** Dittmer / Kirchbach Atlanta, GA (USA) 1996 Olympic Games **3:31.870**

Rank	Lane	NOC	Bib	Name	250m	500m	750m	1000m	
1	5	CUB	185	TORRES Serguey	52.72	(1) 1:48.12	(1) 2:44.83	(1) 3:40.192	(1) FA
			186	JORGE Fernando Dayan		55.40	(1) 56.71	(2) 55.360	(2)
					0.00	0.00	0.00	0.000	
2	7	UZB	34	KOCHNEV Gerasim	52.91	(2) 1:49.75	(3) 2:46.13	(3) 3:40.772	(2) FA
			197	MIRBEKOV Serik		56.84	(3) 56.38	(1) 54.640	(1)
					0.19	1.63	1.30	0.580	
3	4	RUS	15	SHTOKALOV Ilya	52.98	(3) 1:48.58	(2) 2:45.69	(2) 3:42.127	(3) FA
			194	PERVUKHIN Ilya		55.60	(2) 57.11	(4) 56.430	(4)
					0.26	0.46	0.86	1.935	
4	3	POL	191	KAMINSKI Mateusz	53.03	(4) 1:50.88	(4) 2:47.93	(4) 3:43.467	(4) FB
			192	KUDLA Michal		57.85	(4) 57.05	(3) 55.530	(3)
					0.31	2.76	3.10	3.275	
5	6	AUS	46	SZEKSZARDI Ferenc	55.17	(5) 1:59.18	(5) 3:09.39	(5) 4:13.754	(5) FB
			44	MARINOV Martin		1:04.01	(5) 1:10.21	(5) 1:04.360	(5)
					2.45	11.06	24.56	33.562	

Progression System **1st - 3rd to FA, Rest to FB**

<b>Course Umpire:</b>	ICF	TOTH Gheorghe	<b>Chief Official:</b>	ICF	GARNER Frank
<b>Course Umpire:</b>	ICF	FURUYA Toshihiko	<b>Chief Judge:</b>	ICF	KAHL Jens
<b>Starter:</b>	ICF	SHABLYKA Sjarhei	<b>Chief Judge:</b>	ICF	LEHTINEN Risto

**Weather Conditions**

Air Temperature:	Water Temperature:	Humidity:	Wind:	
23.9°C	18.0°C	80%	4.9 m/s	

<b>Legend:</b>	°C Degree Celsius	<b>FA</b> Final A	<b>FB</b> Final B
----------------	-------------------	-------------------	-------------------



## Start List

Lista de largada / Liste de départ

Lane	Bib	Final B Race 77 9:14	Bib	Final A Race 78 9:22
1				<b>HUN</b> 75 VASBANYAI Henrik 190 MIKE Robert
2				<b>UZB</b> 34 KOCHNEV Gerasim 197 MIRBEKOV Serik
3				<b>UKR</b> 195 IANCHUK Dmytro 196 MISHCHUK Taras
4		<b>POL</b> 191 KAMINSKI Mateusz 192 KUDLA Michal		<b>GER</b> 87 BRENDEL Sebastian 189 VANDREY Jan
5		<b>MOZ</b> 57 CHAMAUNE Mussa 56 LOBO Joaquim		<b>BRA</b> 184 de SOUZA SILVA Erlon 63 QUEIROZ dos SANTOS Isaquias
6		<b>AUS</b> 46 SZEKSZARDI Ferenc 44 MARINOV Martin		<b>CUB</b> 185 TORRES Serguey 186 JORGE Fernando Dayan
7				<b>CZE</b> 187 RADON Jaroslav 188 DVORAK Filip
8				<b>RUS</b> 15 SHTOKALOV Ilia 194 PERVUKHIN Ilya



**Results**  
Resultados / Résultats

**Start Time: 9:14**

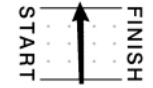
**Race 77**

Olympic Best Time: **GER** Dittmer / Kirchbach Atlanta, GA (USA) 1996 Olympic Games **3:31.870**

Rank	Lane	NOC	Bib	Name	250m	500m	750m	1000m
1	4	POL	191	KAMINSKI Mateusz	55.70	1:54.89	2:54.90	3:52.964
			192	KUDLA Michal		59.19	1:00.01	58.060
					0.00	0.00	0.00	0.000
2	6	AUS	46	SZEKSZARDI Ferenc	59.63	2:01.56	3:06.06	4:10.238
			44	MARINOV Martin		1:01.93	1:04.50	1:04.170
					3.93	6.67	11.16	17.274
3	5	MOZ	57	CHAMAUNE Mussa	59.24	2:13.17	3:27.97	4:38.732
			56	LOBO Joaquim		1:13.93	1:14.80	1:10.760
					3.54	18.28	33.07	45.768

<b>Course Umpire:</b>	ICF	WITHERDEN Alan	<b>Chief Official:</b>	ICF	GARNER Frank
<b>Course Umpire:</b>	ICF	TARABUSI Sante	<b>Chief Judge:</b>	ICF	KAHL Jens
<b>Starter:</b>	ICF	SHABLYKA Siarhei	<b>Chief Judge:</b>	ICF	LEHTINEN Risto

**Weather Conditions**

Air Temperature:	Water Temperature:	Humidity:	Wind:	
23.4°C	18.0°C	74%	1.8 m/s	

**Legend:**  
°C Degree Celsius



**Results**  
Resultados / Résultats

**Start Time: 9:22**


**Race 78**

Olympic Best Time: **GER** Dittmer / Kirchbach Atlanta, GA (USA) 1996 Olympic Games **3:31.870**

Rank	Lane	NOC	Bib	Name	250m	500m	750m	1000m	
1	4	GER	87 189	BRENDEL Sebastian VANDREY Jan	55.26 (=3) 0.88	1:52.88 (6) 57.62 (6) 1.58	2:50.04 (5) 57.16 (3) 1.50	3:43.912 (1) 53.870 (1) 0.000	
2	5	BRA	184 63	de SOUZA SILVA Erlon QUEIROZ dos SANTOS Isaquias	54.38 (1) 0.00	1:51.30 (1) 56.92 (2) 0.00	2:48.54 (1) 57.24 (5) 0.00	3:44.819 (2) 56.270 (4) 0.907	
3	3	UKR	195 196	IANCHUK Dmytro MISHCHUK Taras	55.30 (5) 0.92	1:52.60 (5) 57.30 (=4) 1.30	2:49.79 (3) 57.19 (4) 1.25	3:45.949 (3) 56.150 (3) 2.037	
4	1	HUN	75 190	VASBANYAI Henrik MIKE Robert	56.38 (8) 2.00	1:54.49 (8) 58.11 (7) 3.19	2:51.37 (7) 56.88 (1) 2.83	3:46.198 (4) 54.820 (2) 2.286	
5	8	RUS	15 194	SHTOKALOV Iliia PERVUKHIN Ilya	55.35 (6) 0.97	1:51.92 (2) 56.57 (1) 0.62	2:49.01 (2) 57.09 (2) 0.47	3:46.776 (5) 57.760 (5) 2.864	
6	6	CUB	185 186	TORRES Serguey JORGE Fernando Dayan	55.26 (=3) 0.88	1:52.56 (4) 57.30 (=4) 1.26	2:49.94 (4) 57.38 (6) 1.40	3:48.133 (6) 58.190 (6) 4.221	
7	7	CZE	187 188	RADON Jaroslav DVORAK Filip	55.40 (7) 1.02	1:52.42 (3) 57.02 (3) 1.12	2:50.49 (6) 58.07 (7) 1.95	3:49.352 (7) 58.860 (7) 5.440	
8	2	UZB	34 197	KOCHNEV Gerasim MIRBEKOV Serik	54.99 (2) 0.61	1:53.48 (7) 58.49 (8) 2.18	2:52.28 (8) 58.80 (8) 3.74	3:52.920 (8) 1:00.640 (8) 9.008	

<b>Course Umpire:</b>	ICF	TOTH Gheorghe	<b>Chief Official:</b>	ICF	GARNER Frank
<b>Course Umpire:</b>	ICF	FURUYA Toshihiko	<b>Chief Judge:</b>	ICF	KAHL Jens
<b>Starter:</b>	ICF	SHABLYKA Siarhei	<b>Chief Judge:</b>	ICF	LEHTINEN Risto

**Weather Conditions**

Air Temperature:	Water Temperature:	Humidity:	Wind:	
23.4°C	18.0°C	74%	1.8 m/s	

**Legend:**  
°C Degree Celsius = Equal sign indicates that two or more athletes share the same secondary rank



## Results Summary by Event

Resumo dos resultados por evento / Résumé des résultats par épreuve

Race	Date	Round	Rank								Progression System
			1	2	3	4	5	6	7	8	
<b>Heats</b>											
61	19 AUG	1	<b>BRA</b>	<b>UKR</b>	<b>RUS</b>	<b>AUS</b>	<b>MOZ</b>				1st to FA, Rest to SF
			3:33.269	3:35.284	3:43.105	4:07.372	4:14.002				
62	19 AUG	2	<b>GER</b>	<b>CUB</b>	<b>HUN</b>	<b>CZE</b>	<b>POL</b>	<b>UZB</b>			
			3:33.482	3:34.939	3:35.501	3:36.818	3:44.717	4:00.330			
<b>Semifinals</b>											
69	19 AUG	1	<b>UKR</b>	<b>CZE</b>	<b>HUN</b>	<b>MOZ</b>					1st - 3rd to FA, Rest to FB
			3:38.384	3:42.166	3:56.126	4:23.965					
70	19 AUG	2	<b>CUB</b>	<b>UZB</b>	<b>RUS</b>	<b>POL</b>	<b>AUS</b>				
			3:40.192	3:40.772	3:42.127	3:43.467	4:13.754				
<b>Finals</b>											
77	20 AUG	B	<b>POL</b>	<b>AUS</b>	<b>MOZ</b>						
			3:52.964	4:10.238	4:38.732						
78	20 AUG	A	<b>GER</b>	<b>BRA</b>	<b>UKR</b>	<b>HUN</b>	<b>RUS</b>	<b>CUB</b>	<b>CZE</b>	<b>UZB</b>	
			3:43.912	3:44.819	3:45.949	3:46.198	3:46.776	3:48.133	3:49.352	3:52.920	



**Official Communication**  
Comunicado oficial / Communication officielle

**Progression system clarification**

Item: 4

**Progression system clarification MC2 1000m**

**Summary:**

Progression system for MC2 1000m will remain the same

**Detail:**

After MDA disqualification, the progression system of Men's Canoe Double 1000m will remain the same (keep the Final B).

Issued by: ICF Chief Official  
Time: 08:36  
Date: 19 AUG 2016

This decision affects:

RESULTS  
SCHEDULE  
OTHER

<input type="checkbox"/>
<input type="checkbox"/>
<input checked="" type="checkbox"/>

**Note:**  
For more details contact "OC Competition Management"





## Entry List by Event

Lista de inscritos por evento / Liste des inscrits par épreuve

As of SAT 13 AUG 2016

<b>Bib ARG</b> 23 AMEGHINO Sabrina	<b>Bib AUT</b> 246 SCHWARZ Viktoria	<b>Bib AZE</b> 29 OSIPENKO-RODOMSKA Inna	<b>Bib BRA</b> 61 VERGUTZ Ana Paula
<b>Bib CAN</b> 116 LANGLOIS Andreanne	<b>Bib CHN</b> 64 ZHOU Yu	<b>Bib CUB</b> 110 MENGANA Yusmari	<b>Bib DEN</b> 17 HANSEN Henriette
<b>Bib EGY</b> 59 KARIM Menatalla	<b>Bib ESP</b> 96 PORTELA RIVAS Teresa	<b>Bib FRA</b> 40 GUYOT Sarah	<b>Bib GBR</b> 100 WALKER Jess
<b>Bib GER</b> 91 WASSMUTH Conny	<b>Bib HUN</b> 51 DOUCHEV-JANIC Natasa	<b>Bib KAZ</b> 21 KLINOVA Inna	<b>Bib NZL</b> 107 CARRINGTON Lisa
<b>Bib PLW</b> 36 TORIBIONG Marina	<b>Bib POL</b> 5 WALCZYKIEWICZ Marta	<b>Bib POR</b> 80 LAIA Francisca	<b>Bib RSA</b> 1 HARTLEY Bridgitte Ellen
<b>Bib SAM</b> 119 CAIRNS Anne	<b>Bib SLO</b> 105 PONOMARENKO JANIC Spela	<b>Bib SRB</b> 67 MOLDOVAN Olivera	<b>Bib SVK</b> 73 KOHLOVA Martina
<b>Bib SWE</b> 78 STENSILS Linnea	<b>Bib TUR</b> 16 LIEPA Lasma	<b>Bib USA</b> 35 HOGAN Maggie	<b>Bib UZB</b> 33 UMARALIEVA Olga

**Note:**  
List of NOCs by alphabetical order.



## Start List

Lista de largada / Liste de départ

Lane	Bib	Heat 1 Race 6 9:38	Bib	Heat 2 Race 7 9:45	Bib	Heat 3 Race 8 9:52	Bib	Heat 4 Race 9 9:59
1								
2	59	<b>EGY</b> KARIM Menatalla	17	<b>DEN</b> HANSEN Henriette	61	<b>BRA</b> VERGUTZ Ana Paula	33	<b>UZB</b> UMARALIEVA Olga
3	80	<b>POR</b> LAIA Francisca	116	<b>CAN</b> LANGLOIS Andreeanne	78	<b>SWE</b> STENSILS Linnea	73	<b>SVK</b> KOHLOVA Martina
4	51	<b>HUN</b> DOUCHEV-JANIC Natasa	21	<b>KAZ</b> KLINOVA Inna	40	<b>FRA</b> GUYOT Sarah	110	<b>CUB</b> MENGANA Yusmari
5	107	<b>NZL</b> CARRINGTON Lisa	5	<b>POL</b> WALCZYKIEWICZ Marta	96	<b>ESP</b> PORTELA RIVAS Teresa	29	<b>AZE</b> OSIPENKO-RODOMSKA Inna
6	67	<b>SRB</b> MOLDOVAN Olivera	105	<b>SLO</b> PONOMARENKO JANIC Spela	16	<b>TUR</b> LIEPA Lasma	91	<b>GER</b> WASSMUTH Conny
7	64	<b>CHN</b> ZHOU Yu	100	<b>GBR</b> WALKER Jess	246	<b>AUT</b> SCHWARZ Viktoria	23	<b>ARG</b> AMEGHINO Sabrina
8	36	<b>PLW</b> TORIBIONG Marina	119	<b>SAM</b> CAIRNS Anne	35	<b>USA</b> HOGAN Maggie	1	<b>RSA</b> HARTLEY Bridgitte Ellen

Progression System: 1st - 6th to SF, Rest out



**Results**  
Resultados / Résultats

**Start Time: 9:38**

**Race 6**


Olympic Best Time: **NZL** CARRINGTON Lisa London (GBR) 2012 Olympic Games **40.528**

Rank	Lane	NOC	Bib	Name	200m		
1	5	NZL	107	CARRINGTON Lisa	40.422	(1)	SF
					0.000		
2	3	POR	80	LAIA Francisca	41.368	(2)	SF
					0.946		
3	4	HUN	51	DOUCHEV-JANIC Natasa	41.403	(3)	SF
					0.981		
4	7	CHN	64	ZHOU Yu	42.187	(4)	SF
					1.765		
5	6	SRB	67	MOLDOVAN Olivera	43.339	(5)	SF
					2.917		
6	8	PLW	36	TORIBIONG Marina	48.913	(6)	SF
					8.491		
7	2	EGY	59	KARIM Menatalla	49.596	(7)	X
					9.174		

Progression System **1st - 6th to SF, Rest out**

<b>Course Umpire:</b>	ICF	WITHERDEN Alan	<b>Starter:</b>	ICF	MOULE Peter
<b>Course Umpire:</b>	ICF	TARABUSI Sante	<b>Chief Official:</b>	ICF	GARNER Frank
<b>Starter:</b>	ICF	SHABLYKA Siarhei	<b>Chief Judge:</b>	ICF	KAHL Jens

**Weather Conditions**

Air Temperature:	Water Temperature:	Humidity:	Wind:	
25.0°C	22.0°C	58%	3.0 m/s	

**Legend:**  
°C Degree Celsius **SF** Qualified for Semifinals **X** Eliminated



**Results**  
Resultados / Résultats

**Start Time: 9:45**

**Race 7**


Olympic Best Time: **NZL** CARRINGTON Lisa London (GBR) 2012 Olympic Games **40.528**

Rank	Lane	NOC	Bib	Name	200m		
1	5	POL	5	WALCZYKIEWICZ Marta	40.263	(1)	SF
					0.000		
2	6	SLO	105	PONOMARENKO JANIC Spela	40.387	(2)	SF
					0.124		
3	3	CAN	116	LANGLOIS Andreeanne	40.956	(3)	SF
					0.693		
4	4	KAZ	21	KLINOVA Inna	41.030	(4)	SF
					0.767		
5	7	GBR	100	WALKER Jess	41.123	(5)	SF
					0.860		
6	2	DEN	17	HANSEN Henriette	42.455	(6)	SF
					2.192		
7	8	SAM	119	CAIRNS Anne	43.652	(7)	X
					3.389		

Progression System **1st - 6th to SF, Rest out**

<b>Course Umpire:</b>	ICF	TOTH Gheorghe	<b>Starter:</b>	ICF	MOULE Peter
<b>Course Umpire:</b>	ICF	FURUYA Toshihiko	<b>Chief Official:</b>	ICF	GARNER Frank
<b>Starter:</b>	ICF	SHABLYKA Siarhei	<b>Chief Judge:</b>	ICF	KAHL Jens

**Weather Conditions**

Air Temperature:	Water Temperature:	Humidity:	Wind:	
25.0°C	22.0°C	58%	3.0 m/s	

**Legend:**  
°C Degree Celsius **SF** Qualified for Semifinals **X** Eliminated



## Results

### Resultados / Résultats

**Start Time: 9:52**
**Race 8**


 Olympic Best Time: **NZL** CARRINGTON Lisa London (GBR) 2012 Olympic Games **40.528**

Rank	Lane	NOC	Bib	Name	200m		
1	4	FRA	40	GUYOT Sarah	40.317	(1)	SF
					0.000		
2	3	SWE	78	STENSILS Linnea	40.828	(2)	SF
					0.511		
3	5	ESP	96	PORTELA RIVAS Teresa	40.844	(3)	SF
					0.527		
4	6	TUR	16	LIEPA Lasma	41.760	(4)	SF
					1.443		
5	7	AUT	246	SCHWARZ Viktoria	42.847	(5)	SF
					2.530		
6	2	BRA	61	VERGUTZ Ana Paula	44.239	(6)	SF
					3.922		
7	8	USA	35	HOGAN Maggie	44.668	(7)	X
					4.351		

 Progression System **1st - 6th to SF, Rest out**

<b>Course Umpire:</b>	ICF	LETIENNE Michel	<b>Starter:</b>	ICF	MOULE Peter
<b>Course Umpire:</b>	ICF	HAVIAR Miroslav	<b>Chief Official:</b>	ICF	GARNER Frank
<b>Starter:</b>	ICF	SHABLYKA Siarhei	<b>Chief Judge:</b>	ICF	KAHL Jens

**Weather Conditions**

Air Temperature:	Water Temperature:	Humidity:	Wind:	
25.0°C	23.0°C	58%	3.0 m/s	

<b>Legend:</b>	°C	Degree Celsius	<b>SF</b>	Qualified for Semifinals	<b>X</b>	Eliminated
----------------	----	----------------	-----------	--------------------------	----------	------------



**Results**  
Resultados / Résultats

**Start Time: 9:59**

**Race 9**

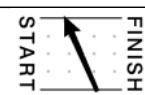
Olympic Best Time: **NZL** CARRINGTON Lisa London (GBR) 2012 Olympic Games **40.528**

Rank	Lane	NOC	Bib	Name	200m		
1	5	AZE	29	OSIPENKO-RODOMSKA Inna	40.702	(1)	SF
					0.000		
2	3	SVK	73	KOHLOVA Martina	41.231	(2)	SF
					0.529		
3	8	RSA	1	HARTLEY Bridgitte Ellen	41.698	(3)	SF
					0.996		
4	4	CUB	110	MENGANA Yusmari	41.701	(4)	SF
					0.999		
5	6	GER	91	WASSMUTH Conny	41.972	(5)	SF
					1.270		
6	7	ARG	23	AMEGHINO Sabrina	42.417	(6)	SF
					1.715		
7	2	UZB	33	UMARALIEVA Olga	42.525	(7)	X
					1.823		

Progression System **1st - 6th to SF, Rest out**

<b>Course Umpire:</b>	ICF	WITHERDEN Alan	<b>Chief Official:</b>	ICF	GARNER Frank
<b>Course Umpire:</b>	ICF	TARABUSI Sante	<b>Chief Judge:</b>	ICF	KAHL Jens
<b>Starter:</b>	ICF	SHABLYKA Siarhei	<b>Chief Judge:</b>	ICF	LEHTINEN Risto

**Weather Conditions**

Air Temperature:	Water Temperature:	Humidity:	Wind:	
25.0°C	23.0°C	58%	3.0 m/s	

**Legend:**  
°C Degree Celsius **SF** Qualified for Semifinals **X** Eliminated


**Start List**

Lista de largada / Liste de départ

Lane	Bib	Semifinal 1 Race 17 11:00	Bib	Semifinal 2 Race 18 11:07	Bib	Semifinal 3 Race 19 11:14
1	61	<b>BRA</b> VERGUTZ Ana Paula	23	<b>ARG</b> AMEGHINO Sabrina	36	<b>PLW</b> TORIBIONG Marina
2	100	<b>GBR</b> WALKER Jess	246	<b>AUT</b> SCHWARZ Viktoria	21	<b>KAZ</b> KLINOVA Inna
3	1	<b>RSA</b> HARTLEY Bridgitte Ellen	51	<b>HUN</b> DOUCHEV-JANIC Natasa	96	<b>ESP</b> PORTELA RIVAS Teresa
4	80	<b>POR</b> LAIA Francisca	29	<b>AZE</b> OSIPENKO-RODOMSKA Inna	73	<b>SVK</b> KOHLOVA Martina
5	5	<b>POL</b> WALCZYKIEWICZ Marta	40	<b>FRA</b> GUYOT Sarah	107	<b>NZL</b> CARRINGTON Lisa
6	78	<b>SWE</b> STENSILS Linnea	105	<b>SLO</b> PONOMARENKO JANIC Spela	116	<b>CAN</b> LANGLOIS Andreanne
7	110	<b>CUB</b> MENGANA Yusmari	64	<b>CHN</b> ZHOU Yu	16	<b>TUR</b> LIEPA Lasma
8	67	<b>SRB</b> MOLDOVAN Olivera	17	<b>DEN</b> HANSEN Henriette	91	<b>GER</b> WASSMUTH Conny

Progression System: 1st/2nd + 2 B 3rd BT to FA, Rank by time - FB Next BT, Rest out



**Results**  
Resultados / Résultats

**Start Time: 11:00**

**Race 17**


Olympic Best Time: **NZL** CARRINGTON Lisa London (GBR) 2012 Olympic Games **40.528**

Rank	Lane	NOC	Bib	Name	200m		
1	5	POL	5	WALCZYKIEWICZ Marta	40.619	(1)	FA
					0.000		
2	6	SWE	78	STENSILS Linnea	41.245	(2)	FA
					0.626		
3	3	RSA	1	HARTLEY Bridgitte Ellen	41.478	(3)	FB
					0.859		
4	2	GBR	100	WALKER Jess	41.483	(4)	FB
					0.864		
5	4	POR	80	LAIA Francisca	41.573	(5)	FB
					0.954		
6	7	CUB	110	MENGANA Yusmari	41.688	(6)	FB
					1.069		
7	8	SRB	67	MOLDOVAN Olivera	42.123	(7)	X
					1.504		
8	1	BRA	61	VERGUTZ Ana Paula	44.362	(8)	X
					3.743		

Progression System **1st/2nd + 2 B 3rd BT to FA, Rank by time - FB Next BT, Rest out**

<b>Course Umpire:</b>	ICF	LETIENNE Michel	<b>Chief Official:</b>	ICF	GARNER Frank
<b>Course Umpire:</b>	ICF	HAVIAR Miroslav	<b>Chief Judge:</b>	ICF	KAHL Jens
<b>Starter:</b>	ICF	SHABLYKA Siarhei	<b>Chief Judge:</b>	ICF	LEHTINEN Risto

**Weather Conditions**

Air Temperature:	Water Temperature:	Humidity:	Wind:	
25.0°C	23.0°C	58%	3.0 m/s	

<b>Legend:</b>	°C	Degree Celsius	<b>FA</b>	Final A	<b>FB</b>	Final B	<b>X</b>	Eliminated
----------------	----	----------------	-----------	---------	-----------	---------	----------	------------





**Results**  
Resultados / Résultats

**Start Time: 11:07**

**Race 18**


Olympic Best Time: **NZL** CARRINGTON Lisa London (GBR) 2012 Olympic Games **40.528**

Rank	Lane	NOC	Bib	Name	200m		
1	4	AZE	29	OSIPENKO-RODOMSKA Inna	39.803	(1)	FA
					0.000		
2	5	FRA	40	GUYOT Sarah	40.516	(2)	FA
					0.713		
3	6	SLO	105	PONOMARENKO JANIC Spela	40.797	(3)	FA
					0.994		
4	3	HUN	51	DOUCHEV-JANIC Natasa	40.962	(4)	FB
					1.159		
5	7	CHN	64	ZHOU Yu	41.017	(5)	FB
					1.214		
6	1	ARG	23	AMEGHINO Sabrina	41.934	(6)	X
					2.131		
7	2	AUT	246	SCHWARZ Viktoria	43.072	(7)	X
					3.269		
8	8	DEN	17	HANSEN Henriette	43.300	(8)	X
					3.497		

Progression System **1st/2nd + 2 B 3rd BT to FA, Rank by time - FB Next BT, Rest out**

<b>Course Umpire:</b>	ICF	WITHERDEN Alan	<b>Chief Official:</b>	ICF	GARNER Frank
<b>Course Umpire:</b>	ICF	TARABUSI Sante	<b>Chief Judge:</b>	ICF	KAHL Jens
<b>Starter:</b>	ICF	SHABLYKA Siarhei	<b>Chief Judge:</b>	ICF	LEHTINEN Risto

**Weather Conditions**

Air Temperature:	Water Temperature:	Humidity:	Wind:	
25.0°C	23.0°C	58%	3.0 m/s	

<b>Legend:</b>	°C	Degree Celsius	<b>FA</b>	Final A	<b>FB</b>	Final B	<b>X</b>	Eliminated
----------------	----	----------------	-----------	---------	-----------	---------	----------	------------



**Results**  
Resultados / Résultats

**Start Time: 11:14**

**Race 19**


Olympic Best Time: **NZL** CARRINGTON Lisa London (GBR) 2012 Olympic Games **40.528**

Rank	Lane	NOC	Bib	Name	200m		
1	5	NZL	107	CARRINGTON Lisa	39.561	(1)	FA
					0.000		
2	3	ESP	96	PORTELA RIVAS Teresa	40.241	(2)	FA
					0.680		
3	2	KAZ	21	KLINOVA Inna	40.381	(3)	FA
					0.820		
4	4	SVK	73	KOHLOVA Martina	41.286	(4)	FB
					1.725		
5	6	CAN	116	LANGLOIS Andreean	41.350	(5)	FB
					1.789		
6	8	GER	91	WASSMUTH Conny	41.725	(6)	X
					2.164		
7	7	TUR	16	LIEPA Lasma	41.866	(7)	X
					2.305		
8	1	PLW	36	TORIBIONG Marina	48.306	(8)	X
					8.745		

Progression System **1st/2nd + 2 B 3rd BT to FA, Rank by time - FB Next BT, Rest out**

<b>Course Umpire:</b>	ICF	LETIENNE Michel	<b>Chief Official:</b>	ICF	GARNER Frank
<b>Course Umpire:</b>	ICF	HAVIAR Miroslav	<b>Chief Judge:</b>	ICF	KAHL Jens
<b>Starter:</b>	ICF	SHABLYKA Siarhei	<b>Chief Judge:</b>	ICF	LEHTINEN Risto

**Weather Conditions**

Air Temperature:	Water Temperature:	Humidity:	Wind:	
25.0°C	24.0°C	58%	3.0 m/s	

<b>Legend:</b>	°C	Degree Celsius	<b>FA</b>	Final A	<b>FB</b>	Final B	<b>X</b>	Eliminated
----------------	----	----------------	-----------	---------	-----------	---------	----------	------------



## Start List

Lista de largada / Liste de départ

Lane	Bib	Final B Race 26 9:40	Bib	Final A Race 27 9:47
1	110	<b>CUB</b> MENGANA Yusmari	21	<b>KAZ</b> KLINOVA Inna
2	100	<b>GBR</b> WALKER Jess	78	<b>SWE</b> STENSILS Linnea
3	1	<b>RSA</b> HARTLEY Bridgitte Ellen	40	<b>FRA</b> GUYOT Sarah
4	73	<b>SVK</b> KOHLOVA Martina	107	<b>NZL</b> CARRINGTON Lisa
5	51	<b>HUN</b> DOUCHEV-JANIC Natasa	5	<b>POL</b> WALCZYKIEWICZ Marta
6	64	<b>CHN</b> ZHOU Yu	29	<b>AZE</b> OSIPENKO-RODOMSKA Inna
7	116	<b>CAN</b> LANGLOIS Andreanne	96	<b>ESP</b> PORTELA RIVAS Teresa
8	80	<b>POR</b> LAIA Francisca	105	<b>SLO</b> PONOMARENKO JANIC Spela



**Results**  
Resultados / Résultats

**Start Time: 9:40**


**Race 26**

Olympic Best Time: **NZL** CARRINGTON Lisa London (GBR) 2012 Olympic Games **40.528**

Rank	Lane	NOC	Bib	Name	200m	
1	5	HUN	51	DOUCHEV-JANIC Natasa	41.673	(1)
					0.000	
2	4	SVK	73	KOHLLOVA Martina	41.787	(2)
					0.114	
3	6	CHN	64	ZHOU Yu	41.928	(3)
					0.255	
4	1	CUB	110	MENGANA Yusmari	42.036	(4)
					0.363	
5	3	RSA	1	HARTLEY Bridgitte Ellen	42.066	(5)
					0.393	
6	7	CAN	116	LANGLOIS Andreanne	42.099	(6)
					0.426	
7	2	GBR	100	WALKER Jess	42.205	(7)
					0.532	
8	8	POR	80	LAIA Francisca	42.695	(8)
					1.022	

<b>Course Umpire:</b>	ICF	WITHERDEN Alan	<b>Chief Official:</b>	ICF	GARNER Frank
<b>Course Umpire:</b>	ICF	TARABUSI Sante	<b>Chief Judge:</b>	ICF	KAHL Jens
<b>Starter:</b>	ICF	SHABLYKA Siarhei	<b>Chief Judge:</b>	ICF	LEHTINEN Risto

**Weather Conditions**

Air Temperature:	Water Temperature:	Humidity:	Wind:	
23.0°C	20.0°C	74%	2.0 m/s	

**Legend:**  
°C Degree Celsius



**Results**  
Resultados / Résultats

**Start Time: 9:47**


**Race 27**

Olympic Best Time:	<b>NZL</b>	CARRINGTON Lisa	London (GBR) 2012	Olympic Games	<b>40.528</b>
--------------------	------------	-----------------	-------------------	---------------	---------------

Rank	Lane	NOC	Bib	Name	200m	
1	4	NZL	107	CARRINGTON Lisa	39.864	(1) OB
					0.000	
2	5	POL	5	WALCZYKIEWICZ Marta	40.279	(2)
					0.415	
3	6	AZE	29	OSIPENKO-RODOMSKA Inna	40.401	(3)
					0.537	
4	8	SLO	105	PONOMARENKO JANIC Spela	40.769	(4)
					0.905	
5	3	FRA	40	GUYOT Sarah	40.894	(5)
					1.030	
6	7	ESP	96	PORTELA RIVAS Teresa	41.053	(6)
					1.189	
7	2	SWE	78	STENSILS Linnea	41.293	(7)
					1.429	
8	1	KAZ	21	KLINOVA Inna	41.521	(8)
					1.657	

<b>Course Umpire:</b>	ICF	TOTH Gheorghe	<b>Chief Official:</b>	ICF	GARNER Frank
<b>Course Umpire:</b>	ICF	FURUYA Toshihiko	<b>Chief Judge:</b>	ICF	KAHL Jens
<b>Starter:</b>	ICF	SHABLYKA Siarhei	<b>Chief Judge:</b>	ICF	LEHTINEN Risto

**Weather Conditions**

Air Temperature:	Water Temperature:	Humidity:	Wind:	
23.0°C	20.0°C	74%	2.0 m/s	

<b>Legend:</b>	°C Degree Celsius	<b>OB</b> Olympic Best
----------------	-------------------	------------------------



## Results Summary by Event

Resumo dos resultados por evento / Résumé des résultats par épreuve

Race	Date	Round	Rank								Progression System
			1	2	3	4	5	6	7	8	

### Heats

6	15 AUG	1	<b>NZL</b>	<b>POR</b>	<b>HUN</b>	<b>CHN</b>	<b>SRB</b>	<b>PLW</b>	<b>EGY</b>	1st - 6th to SF, Rest out
			40.422	41.368	41.403	42.187	43.339	48.913	49.596	
7	15 AUG	2	<b>POL</b>	<b>SLO</b>	<b>CAN</b>	<b>KAZ</b>	<b>GBR</b>	<b>DEN</b>	<b>SAM</b>	
			40.263	40.387	40.956	41.030	41.123	42.455	43.652	
8	15 AUG	3	<b>FRA</b>	<b>SWE</b>	<b>ESP</b>	<b>TUR</b>	<b>AUT</b>	<b>BRA</b>	<b>USA</b>	
			40.317	40.828	40.844	41.760	42.847	44.239	44.668	
9	15 AUG	4	<b>AZE</b>	<b>SVK</b>	<b>RSA</b>	<b>CUB</b>	<b>GER</b>	<b>ARG</b>	<b>UZB</b>	
			40.702	41.231	41.698	41.701	41.972	42.417	42.525	

### Semifinals

17	15 AUG	1	<b>POL</b>	<b>SWE</b>	<b>RSA</b>	<b>GBR</b>	<b>POR</b>	<b>CUB</b>	<b>SRB</b>	<b>BRA</b>	1st/2nd + 2 B 3rd BT to FA, Rank by time - FB Next BT, Rest out
			40.619	41.245	41.478	41.483	41.573	41.688	42.123	44.362	
18	15 AUG	2	<b>AZE</b>	<b>FRA</b>	<b>SLO</b>	<b>HUN</b>	<b>CHN</b>	<b>ARG</b>	<b>AUT</b>	<b>DEN</b>	
			39.803	40.516	40.797	40.962	41.017	41.934	43.072	43.300	
19	15 AUG	3	<b>NZL</b>	<b>ESP</b>	<b>KAZ</b>	<b>SVK</b>	<b>CAN</b>	<b>GER</b>	<b>TUR</b>	<b>PLW</b>	
			39.561	40.241	40.381	41.286	41.350	41.725	41.866	48.306	

### Finals

26	16 AUG	B	<b>HUN</b>	<b>SVK</b>	<b>CHN</b>	<b>CUB</b>	<b>RSA</b>	<b>CAN</b>	<b>GBR</b>	<b>POR</b>	
			41.673	41.787	41.928	42.036	42.066	42.099	42.205	42.695	
27	16 AUG	A	<b>NZL</b>	<b>POL</b>	<b>AZE</b>	<b>SLO</b>	<b>FRA</b>	<b>ESP</b>	<b>SWE</b>	<b>KAZ</b>	
			39.864	40.279	40.401	40.769	40.894	41.053	41.293	41.521	



## Entry List by Event

Lista de inscritos por evento / Liste des inscrits par épreuve

As of SAT 13 AUG 2016

<b>Bib AUS</b> 43 FLOOD Naomi	<b>Bib AUT</b> 245 SCHURING Yvonne	<b>Bib AZE</b> 29 OSIPENKO-RODOMSKA Inna	<b>Bib BLR</b> 6 LITVINCHUK Maryna
<b>Bib BRA</b> 61 VERGUTZ Ana Paula	<b>Bib CAN</b> 86 FOURNEL Emilie	<b>Bib CHN</b> 64 ZHOU Yu	<b>Bib CUB</b> 110 MENGANA Yusmari
<b>Bib DEN</b> 31 JORGENSEN Emma	<b>Bib GBR</b> 98 CAWTHORN Rachel	<b>Bib GER</b> 92 WEBER Franz	<b>Bib HUN</b> 54 KOZAK Danuta
<b>Bib KAZ</b> 19 ANANCHENKO Zoya	<b>Bib NZL</b> 107 CARRINGTON Lisa	<b>Bib PLW</b> 36 TORIBIONG Marina	<b>Bib POL</b> 4 WOJNAROWSKA Ewelina
<b>Bib POR</b> 82 PORTELA Teresa	<b>Bib RSA</b> 1 HARTLEY Bridgitte Ellen	<b>Bib RUS</b> 247 ANIUSHINA Elena	<b>Bib SAM</b> 119 CAIRNS Anne
<b>Bib SLO</b> 105 PONOMARENKO JANIC Spela	<b>Bib SRB</b> 68 RUZICIC BENEDEK Dalma	<b>Bib SVK</b> 73 KOHLOVA Martina	<b>Bib SWE</b> 76 JOHANSSON Karin
<b>Bib TUN</b> 49 BEN ISMAIL Afef	<b>Bib TUR</b> 16 LIEPA Lasma	<b>Bib UKR</b> 101 POVKH Mariya	<b>Bib USA</b> 35 HOGAN Maggie

**Note:**  
List of NOCs by alphabetical order.


**Start List**

Lista de largada / Liste de départ

**REVISED**  
 17 AUG 8:18

Lane	Bib	Heat 1 Race 37 9:58	Bib	Heat 2 Race 38 10:05	Bib	Heat 3 Race 39 10:12	Bib	Heat 4 Race 40 10:19
1								
2	31	<b>DEN</b> JORGENSEN Emma	36	<b>PLW</b> TORIBIONG Marina	119	<b>SAM</b> CAIRNS Anne	73	<b>SVK</b> KOHLOVA Martina
3	19	<b>KAZ</b> ANANCHENKO Zoya	92	<b>GER</b> WEBER Franziska	76	<b>SWE</b> JOHANSSON Karin	68	<b>SRB</b> RUZICIC BENEDEK Dalma
4	98	<b>GBR</b> CAWTHORN Rachel	6	<b>BLR</b> LITVINCHUK Maryna	105	<b>SLO</b> PONOMARENKO JANIC Spela	29	<b>AZE</b> OSIPENKO-RODOMSKA Inna
5	107	<b>NZL</b> CARRINGTON Lisa	54	<b>HUN</b> KOZAK Danuta	64	<b>CHN</b> ZHOU Yu	4	<b>POL</b> WOJNAROWSKA Ewelina
6	82	<b>POR</b> PORTELA Teresa	1	<b>RSA</b> HARTLEY Bridgitte Ellen	86	<b>CAN</b> FOURNEL Emilie		
7	110	<b>CUB</b> MENGANA Yusmari	61	<b>BRA</b> VERGUTZ Ana Paula	101	<b>UKR</b> POVKH Mariya	43	<b>AUS</b> FLOOD Naomi
8	49	<b>TUN</b> BEN ISMAIL Afef	16	<b>TUR</b> LIEPA Lasma	35	<b>USA</b> HOGAN Maggie	247	<b>RUS</b> ANIUSHINA Elena

Progression System: 1st - 5th + 6th BT to SF, Rest out

AUT withdrawn due to medical reason (Heat 4)





**Results**  
Resultados / Résultats

**Start Time: 9:57**

**Race 37**


Olympic Best Time: **HUN** DOUCHEV-JANIC Natasa Athens (GRE) 2004 Olympic Games **1:47.741**

Rank	Lane	NOC	Bib	Name	250m	500m		
1	5	NZL	107	CARRINGTON Lisa	56.27 (2)	1:54.765 (1)	SF	
					0.55	58.490 (1)		
						0.000		
2	2	DEN	31	JORGENSEN Emma	55.72 (1)	1:55.660 (2)	SF	
					0.00	59.940 (4)		
						0.895		
3	6	POR	82	PORTELA Teresa	56.95 (3)	1:56.439 (3)	SF	
					1.23	59.480 (3)		
						1.674		
4	4	GBR	98	CAWTHORN Rachel	57.92 (5)	1:56.612 (4)	SF	
					2.20	58.690 (2)		
						1.847		
5	3	KAZ	19	ANANCHENKO Zoya	57.82 (4)	1:58.136 (5)	SF	
					2.10	1:00.310 (5)		
						3.371		
6	7	CUB	110	MENGANA Yusmari	58.01 (6)	2:02.162 (6)	X	
					2.29	1:04.150 (6)		
						7.397		
7	8	TUN	49	BEN ISMAIL Afef	1:01.60 (7)	2:08.170 (7)	X	
					5.88	1:06.570 (7)		
						13.405		

Progression System **1st - 5th + 6th BT to SF, Rest out**

<b>Course Umpire:</b>	ICF	LETIENNE Michel	<b>Chief Official:</b>	ICF	GARNER Frank
<b>Course Umpire:</b>	ICF	HAVIAR Miroslav	<b>Chief Judge:</b>	ICF	KAHL Jens
<b>Starter:</b>	ICF	MOIR Michael	<b>Chief Judge:</b>	ICF	LEHTINEN Risto

**Weather Conditions**

Air Temperature:	Water Temperature:	Humidity:	Wind:	
24.3°C	23.5°C	24%	1.8 m/s	

**Legend:**  
°C Degree Celsius      **SF** Qualified for Semifinals      **X** Eliminated



**Results**  
Resultados / Résultats

**Start Time: 10:05**

**Race 38**

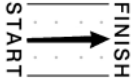
Olympic Best Time: **HUN** DOUCHEV-JANIC Natasa Athens (GRE) 2004 Olympic Games **1:47.741**

Rank	Lane	NOC	Bib	Name	250m	500m		
1	5	HUN	54	KOZAK Danuta	55.44 (1) 0.00	1:53.427 (1) 57.980 (2) 0.000	(1)	SF
2	4	BLR	6	LITVINCHUK Maryna	56.54 (2) 1.10	1:53.966 (2) 57.420 (1) 0.539	(2)	SF
3	6	RSA	1	HARTLEY Bridgitte Ellen	57.50 (4) 2.06	1:55.737 (3) 58.230 (3) 2.310	(3)	SF
4	3	GER	92	WEBER Franziska	56.91 (3) 1.47	1:56.601 (4) 59.690 (4) 3.174	(4)	SF
5	8	TUR	16	LIEPA Lasma	59.35 (6) 3.91	1:59.581 (5) 1:00.230 (5) 6.154	(5)	SF
6	7	BRA	61	VERGUTZ Ana Paula	57.75 (5) 2.31	2:00.680 (6) 1:02.930 (6) 7.253	(6)	X
7	2	PLW	36	TORIBIONG Marina	1:05.16 (7) 9.72	2:14.807 (7) 1:09.640 (7) 21.380	(7)	X

Progression System **1st - 5th + 6th BT to SF, Rest out**

<b>Course Umpire:</b>	ICF	WITHERDEN Alan	<b>Chief Official:</b>	ICF	GARNER Frank
<b>Course Umpire:</b>	ICF	TARABUSI Sante	<b>Chief Judge:</b>	ICF	KAHL Jens
<b>Starter:</b>	ICF	MOIR Michael	<b>Chief Judge:</b>	ICF	LEHTINEN Risto

**Weather Conditions**

Air Temperature:	Water Temperature:	Humidity:	Wind:	
24.3°C	23.5°C	24%	1.8 m/s	

**Legend:**  
°C Degree Celsius      **SF** Qualified for Semifinals      **X** Eliminated



**Results**  
Resultados / Résultats

**Start Time: 10:11**

**Race 39**

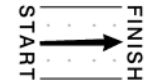
Olympic Best Time: **HUN** DOUCHEV-JANIC Natasa Athens (GRE) 2004 Olympic Games **1:47.741**

Rank	Lane	NOC	Bib	Name	250m	500m		
1	5	CHN	64	ZHOU Yu	56.39 (3)	1:53.043 (1)	SF	
					0.61	56.650 (1)		
						0.000		
2	6	CAN	86	FOURNEL Emilie	55.87 (2)	1:53.670 (2)	SF	
					0.09	57.800 (2)		
						0.627		
3	7	UKR	101	POVKH Mariya	55.78 (1)	1:54.247 (3)	SF	
					0.00	58.460 (4)		
						1.204		
4	3	SWE	76	JOHANSSON Karin	56.49 (4)	1:55.049 (4)	SF	
					0.71	58.550 (5)		
						2.006		
5	4	SLO	105	PONOMARENKO JANIC Spela	57.58 (5)	1:55.934 (5)	SF	
					1.80	58.350 (3)		
						2.891		
6	8	USA	35	HOGAN Maggie	58.23 (6)	1:58.970 (6)	X	
					2.45	1:00.740 (6)		
						5.927		
7	2	SAM	119	CAIRNS Anne	59.78 (7)	2:01.885 (7)	X	
						1:02.100 (7)		
					4.00	8.842		

Progression System **1st - 5th + 6th BT to SF, Rest out**

<b>Course Umpire:</b>	ICF	LETIENNE Michel	<b>Chief Official:</b>	ICF	GARNER Frank
<b>Course Umpire:</b>	ICF	HAVIAR Miroslav	<b>Chief Judge:</b>	ICF	KAHL Jens
<b>Starter:</b>	ICF	MOIR Michael	<b>Chief Judge:</b>	ICF	LEHTINEN Risto

**Weather Conditions**

Air Temperature:	Water Temperature:	Humidity:	Wind:	
24.3°C	23.5°C	24%	1.8 m/s	

<b>Legend:</b>	°C Degree Celsius	<b>SF</b> Qualified for Semifinals	<b>X</b> Eliminated
----------------	-------------------	------------------------------------	---------------------



**Results**  
Resultados / Résultats

**Start Time: 10:18**

**Race 40**


Olympic Best Time: **HUN** DOUCHEV-JANIC Natasa Athens (GRE) 2004 Olympic Games **1:47.741**

Rank	Lane	NOC	Bib	Name	250m	500m		
1	4	AZE	29	OSIPENKO-RODOMSKA Inna	52.89 (1) 0.00	1:51.750 (1) 58.860 (5) 0.000	SF	
2	5	POL	4	WOJNAROWSKA Ewelina	53.57 (2) 0.68	1:52.193 (2) 58.620 (4) 0.443	SF	
3	8	RUS	247	ANIUSHINA Elena	55.06 (4) 2.17	1:52.597 (3) 57.530 (1) 0.847	SF	
4	2	SVK	73	KOHLOVA Martina	53.88 (3) 0.99	1:53.167 (4) 59.280 (6) 1.417	SF	
5	3	SRB	68	RUZICIC BENEDEK Dalma	56.17 (6) 3.28	1:54.048 (5) 57.870 (2) 2.298	SF	
6	7	AUS	43	FLOOD Naomi	55.73 (5) 2.84	1:54.150 (6) 58.420 (3) 2.400	SF	

Progression System **1st - 5th + 6th BT to SF, Rest out**

<b>Course Umpire:</b>	ICF	TOTH Gheorghe	<b>Chief Official:</b>	ICF	GARNER Frank
<b>Course Umpire:</b>	ICF	FURUYA Toshihiko	<b>Chief Judge:</b>	ICF	KAHL Jens
<b>Starter:</b>	ICF	MOIR Michael	<b>Chief Judge:</b>	ICF	LEHTINEN Risto

**Weather Conditions**

Air Temperature:	Water Temperature:	Humidity:	Wind:	
24.3°C	23.5°C	24%	1.8 m/s	

**Legend:**  
°C Degree Celsius **SF** Qualified for Semifinals



## Start List

Lista de largada / Liste de départ

Lane	Bib	Semifinal 1 Race 47 11:17	Bib	Semifinal 2 Race 48 11:24	Bib	Semifinal 3 Race 49 11:31
1	68	<b>SRB</b> RUZICIC BENEDEK Dalma	43	<b>AUS</b> FLOOD Naomi	105	<b>SLO</b> PONOMARENKO JANIC Spela
2	19	<b>KAZ</b> ANANCHENKO Zoya	16	<b>TUR</b> LIEPA Lasma	98	<b>GBR</b> CAWTHORN Rachel
3	101	<b>UKR</b> POVKH Mariya	247	<b>RUS</b> ANIUSHINA Elena	1	<b>RSA</b> HARTLEY Bridgitte Ellen
4	4	<b>POL</b> WOJNAROWSKA Ewelina	64	<b>CHN</b> ZHOU Yu	86	<b>CAN</b> FOURNEL Emilie
5	107	<b>NZL</b> CARRINGTON Lisa	54	<b>HUN</b> KOZAK Danuta	29	<b>AZE</b> OSIPENKO-RODOMSKA Inna
6	6	<b>BLR</b> LITVINCHUK Maryna	31	<b>DEN</b> JORGENSEN Emma	82	<b>POR</b> PORTELA Teresa
7	76	<b>SWE</b> JOHANSSON Karin	73	<b>SVK</b> KOHLOVA Martina	92	<b>GER</b> WEBER Franziska
8						

Progression System: 1st - 2nd + 2 x 3rd BT to FA, Next BT x 8 to FB, Rest out


**Results**  
 Resultados / Résultats

**REVISED**  
 17 AUG 12:44

**Start Time: 11:17**
**Race 47**


 Olympic Best Time: **HUN** DOUCHEV-JANIC Natasa Athens (GRE) 2004 Olympic Games **1:47.741**

Rank	Lane	NOC	Bib	Name	250m	500m		
1	6	BLR	6	LITVINCHUK Maryna	56.11 (1) 0.00	1:55.641 (1) 59.530 (2) 0.000	FA	
2	5	NZL	107	CARRINGTON Lisa	56.80 (2) 0.69	1:56.155 (2) 59.350 (1) 0.514	FA	
3	1	SRB	68	RUZICIC BENEDEK Dalma	57.65 (4) 1.54	1:57.294 (3) 59.640 (3) 1.653	FA	
4	7	SWE	76	JOHANSSON Karin	58.11 (5) 2.00	1:59.321 (4) 1:01.210 (4) 3.680	FB	
5	4	POL	4	WOJNAROWSKA Ewelina	57.08 (3) 0.97	1:59.458 (5) 1:02.370 (6) 3.817	FB	
6	3	UKR	101	POVKH Mariya	58.17 (6) 2.06	2:00.714 (6) 1:02.540 (7) 5.073	X	
7	2	KAZ	19	ANANCHENKO Zoya	59.47 (7) 3.36	2:01.660 (7) 1:02.190 (5) 6.019	X	

 Progression System **1st - 2nd + 2 x 3rd BT to FA, Next BT x 8 to FB, Rest out**

<b>Course Umpire:</b>	ICF	TOTH Gheorghe	<b>Chief Official:</b>	ICF	GARNER Frank
<b>Course Umpire:</b>	ICF	FURUYA Toshihiko	<b>Chief Judge:</b>	ICF	KAHL Jens
<b>Starter:</b>	ICF	MOIR Michael	<b>Chief Judge:</b>	ICF	LEHTINEN Risto

**Weather Conditions**

Air Temperature:	Water Temperature:	Humidity:	Wind:	
27.3°C	23.5°C	27%	0.4 m/s	

<b>Legend:</b>	°C	Degree Celsius	FA	Final A	FB	Final B	X	Eliminated
----------------	----	----------------	----	---------	----	---------	---	------------

Progression indicator corrected for SRB



**Results**  
Resultados / Résultats

**REVISED**  
17 AUG 12:45

Start Time: 11:24

Race 48

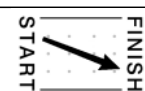
Olympic Best Time: **HUN** DOUCHEV-JANIC Natasa Athens (GRE) 2004 Olympic Games **1:47.741**

Rank	Lane	NOC	Bib	Name	250m	500m		
1	5	HUN	54	KOZAK Danuta	55.25 (1) 0.00	1:54.241 (1) 58.990 (2) 0.000	FA	
2	6	DEN	31	JORGENSEN Emma	56.23 (3) 0.98	1:55.193 (2) 58.960 (1) 0.952	FA	
3	4	CHN	64	ZHOU Yu	56.21 (2) 0.96	1:55.311 (3) 59.100 (3) 1.070	FA	
4	3	RUS	247	ANIUSHINA Elena	56.95 (4) 1.70	1:57.229 (4) 1:00.270 (4) 2.988	FB	
5	7	SVK	73	KOHLOVA Martina	57.24 (5) 1.99	1:57.801 (5) 1:00.560 (5) 3.560	FB	
6	1	AUS	43	FLOOD Naomi	59.31 (6) 4.06	2:01.910 (6) 1:02.600 (6) 7.669	X	
7	2	TUR	16	LIEPA Lasma	1:01.89 (7) 6.64	2:08.450 (7) 1:06.560 (7) 14.209	X	

Progression System 1st - 2nd + 2 x 3rd BT to FA, Next BT x 8 to FB, Rest out

Course Umpire:	ICF	WITHERDEN Alan	Chief Official:	ICF	GARNER Frank
Course Umpire:	ICF	TARABUSI Sante	Chief Judge:	ICF	KAHL Jens
Starter:	ICF	MOIR Michael	Chief Judge:	ICF	LEHTINEN Risto

**Weather Conditions**

Air Temperature:	Water Temperature:	Humidity:	Wind:	
26.5°C	23.5°C	26%	1.8 m/s	

<b>Legend:</b>	°C	Degree Celsius	FA	Final A	FB	Final B	X	Eliminated
----------------	----	----------------	----	---------	----	---------	---	------------

Progression indicator corrected for RUS



**Results**  
Resultados / Résultats

**Start Time: 11:31**

**Race 49**


Olympic Best Time: **HUN** DOUCHEV-JANIC Natasa Athens (GRE) 2004 Olympic Games **1:47.741**

Rank	Lane	NOC	Bib	Name	250m	500m		
1	7	GER	92	WEBER Franziska	57.08 (2)	1:56.515 (1)	59.430 (2)	FA
					1.51	0.000		
2	5	AZE	29	OSIPENKO-RODOMSKA Inna	55.57 (1)	1:57.627 (2)	1:02.050 (6)	FA
					0.00	1.112		
3	1	SLO	105	PONOMARENKO JANIC Spela	59.10 (7)	1:58.098 (3)	58.990 (1)	FB
					3.53	1.583		
4	6	POR	82	PORTELA Teresa	57.68 (4)	1:58.360 (4)	1:00.680 (5)	FB
					2.11	1.845		
5	3	RSA	1	HARTLEY Bridgitte Ellen	58.60 (6)	1:58.397 (5)	59.790 (3)	FB
					3.03	1.882		
6	2	GBR	98	CAWTHORN Rachel	57.86 (5)	1:58.410 (6)	1:00.550 (4)	FB
					2.29	1.895		
7	4	CAN	86	FOURNEL Emilie	57.20 (3)	1:59.638 (7)	1:02.430 (7)	X
					1.63	3.123		

Progression System **1st - 2nd + 2 x 3rd BT to FA, Next BT x 8 to FB, Rest out**

<b>Course Umpire:</b>	ICF	TOTH Gheorghe	<b>Chief Official:</b>	ICF	GARNER Frank
<b>Course Umpire:</b>	ICF	FURUYA Toshihiko	<b>Chief Judge:</b>	ICF	KAHL Jens
<b>Starter:</b>	ICF	MOIR Michael	<b>Chief Judge:</b>	ICF	LEHTINEN Risto

**Weather Conditions**

Air Temperature:	Water Temperature:	Humidity:	Wind:	
26.5°C	23.5°C	26%	1.8 m/s	

**Legend:**  
°C Degree Celsius      **FA** Final A      **FB** Final B      **X** Eliminated





**Start List**  
Lista de largada / Liste de départ

**REVISED**  
17 AUG 12:50

Lane	Bib	Final B Race 56 10:04	Bib	Final A Race 57 10:11
1	4	<b>POL</b> WOJNAROWSKA Ewelina	64	<b>CHN</b> ZHOU Yu
2	98	<b>GBR</b> CAWTHORN Rachel	107	<b>NZL</b> CARRINGTON Lisa
3	1	<b>RSA</b> HARTLEY Bridgitte Ellen	31	<b>DEN</b> JORGENSEN Emma
4	105	<b>SLO</b> PONOMARENKO JANIC Spela	92	<b>GER</b> WEBER Franziska
5	247	<b>RUS</b> ANIUSHINA Elena	6	<b>BLR</b> LITVINCHUK Maryna
6	73	<b>SVK</b> KOHLOVA Martina	54	<b>HUN</b> KOZAK Danuta
7	82	<b>POR</b> PORTELA Teresa	29	<b>AZE</b> OSIPENKO-RODOMSKA Inna
8	76	<b>SWE</b> JOHANSSON Karin	68	<b>SRB</b> RUZICIC BENEDEK Dalma

Corrected start lists due to correction of progression



**Results**  
Resultados / Résultats

**Start Time: 10:03**


**Race 56**

Olympic Best Time:	<b>HUN</b>	DOUCHEV-JANIC Natasa	Athens (GRE) 2004	Olympic Games	<b>1:47.741</b>
--------------------	------------	----------------------	-------------------	---------------	-----------------

Rank	Lane	NOC	Bib	Name	250m	500m	
1	5	RUS	247	ANIUSHINA Elena	56.50 (2)	1:57.202 (1)	
					0.23	1:00.700 (3)	
						0.000	
2	4	SLO	105	PONOMARENKO JANIC Spela	58.04 (7)	1:57.541 (2)	
					1.77	59.500 (1)	
						0.339	
3	7	POR	82	PORTELA Teresa	57.16 (4)	1:58.058 (3)	
					0.89	1:00.890 (4)	
						0.856	
4	1	POL	4	WOJNAROWSKA Ewelina	56.27 (1)	1:58.167 (4)	
					0.00	1:01.890 (7)	
						0.965	
5	6	SVK	73	KOHLOVA Martina	56.55 (3)	1:58.211 (5)	
					0.28	1:01.660 (6)	
						1.009	
6	8	SWE	76	JOHANSSON Karin	57.36 (5)	1:58.363 (6)	
					1.09	1:01.000 (5)	
						1.161	
7	2	GBR	98	CAWTHORN Rachel	57.87 (6)	1:58.470 (7)	
					1.60	1:00.600 (2)	
						1.268	
8	3	RSA	1	HARTLEY Bridgitte Ellen	59.05 (8)	2:01.890 (8)	
					2.78	1:02.840 (8)	
						4.688	

<b>Course Umpire:</b>	ICF	LETIENNE Michel	<b>Chief Official:</b>	ICF	GARNER Frank
<b>Course Umpire:</b>	ICF	HAVIAR Miroslav	<b>Chief Judge:</b>	ICF	KAHL Jens
<b>Starter:</b>	ICF	MOIR Michael	<b>Chief Judge:</b>	ICF	LEHTINEN Risto

**Weather Conditions**

Air Temperature:	Water Temperature:	Humidity:	Wind:	
24.1°C	20.0°C	23%	3.1 m/s	

**Legend:**  
°C Degree Celsius



**Results**  
Resultados / Résultats

**Start Time: 10:11**


**Race 57**

Olympic Best Time: **HUN** DOUCHEV-JANIC Natasa Athens (GRE) 2004 Olympic Games **1:47.741**

Rank	Lane	NOC	Bib	Name	250m	500m	
1	6	HUN	54	KOZAK Danuta	54.83 (1) 0.00	1:52.494 (1) 57.660 (1) 0.000	
2	3	DEN	31	JORGENSEN Emma	55.83 (5) 1.00	1:54.326 (2) 58.490 (3) 1.832	
3	2	NZL	107	CARRINGTON Lisa	56.29 (8) 1.46	1:54.372 (3) 58.080 (2) 1.878	
4	5	BLR	6	LITVINCHUK Maryna	54.89 (2) 0.06	1:54.474 (4) 59.580 (7) 1.980	
5	4	GER	92	WEBER Franziska	55.81 (4) 0.98	1:54.553 (5) 58.740 (4) 2.059	
6	1	CHN	64	ZHOU Yu	55.93 (6) 1.10	1:54.994 (6) 59.060 (6) 2.500	
7	8	SRB	68	RUZICIC BENEDEK Dalma	56.14 (7) 1.31	1:55.095 (7) 58.950 (5) 2.601	
8	7	AZE	29	OSIPENKO-RODOMSKA Inna	55.15 (3) 0.32	1:56.573 (8) 1:01.420 (8) 4.079	

<b>Course Umpire:</b>	ICF	WITHERDEN Alan	<b>Chief Official:</b>	ICF	GARNER Frank
<b>Course Umpire:</b>	ICF	TARABUSI Sante	<b>Chief Judge:</b>	ICF	KAHL Jens
<b>Starter:</b>	ICF	MOIR Michael	<b>Chief Judge:</b>	ICF	LEHTINEN Risto

**Weather Conditions**

Air Temperature:	Water Temperature:	Humidity:	Wind:	
24.1°C	20.0°C	24%	2.7 m/s	

**Legend:**  
°C Degree Celsius



## Results Summary by Event

Resumo dos resultados por evento / Résumé des résultats par épreuve

Race	Date	Round	Rank								Progression System
			1	2	3	4	5	6	7	8	

### Heats

37	17 AUG	1	<b>NZL</b>	<b>DEN</b>	<b>POR</b>	<b>GBR</b>	<b>KAZ</b>	<b>CUB</b>	<b>TUN</b>	1st - 5th + 6th BT to SF, Rest out
			1:54.765	1:55.660	1:56.439	1:56.612	1:58.136	2:02.162	2:08.170	
38	17 AUG	2	<b>HUN</b>	<b>BLR</b>	<b>RSA</b>	<b>GER</b>	<b>TUR</b>	<b>BRA</b>	<b>PLW</b>	
			1:53.427	1:53.966	1:55.737	1:56.601	1:59.581	2:00.680	2:14.807	
39	17 AUG	3	<b>CHN</b>	<b>CAN</b>	<b>UKR</b>	<b>SWE</b>	<b>SLO</b>	<b>USA</b>	<b>SAM</b>	
			1:53.043	1:53.670	1:54.247	1:55.049	1:55.934	1:58.970	2:01.885	
40	17 AUG	4	<b>AZE</b>	<b>POL</b>	<b>RUS</b>	<b>SVK</b>	<b>SRB</b>	<b>AUS</b>		
			1:51.750	1:52.193	1:52.597	1:53.167	1:54.048	1:54.150		

### Semifinals

47	17 AUG	1	<b>BLR</b>	<b>NZL</b>	<b>SRB</b>	<b>SWE</b>	<b>POL</b>	<b>UKR</b>	<b>KAZ</b>	1st - 2nd + 2 x 3rd BT to FA, Next BT x 8 to FB, Rest out
			1:55.641	1:56.155	1:57.294	1:59.321	1:59.458	2:00.714	2:01.660	
48	17 AUG	2	<b>HUN</b>	<b>DEN</b>	<b>CHN</b>	<b>RUS</b>	<b>SVK</b>	<b>AUS</b>	<b>TUR</b>	
			1:54.241	1:55.193	1:55.311	1:57.229	1:57.801	2:01.910	2:08.450	
49	17 AUG	3	<b>GER</b>	<b>AZE</b>	<b>SLO</b>	<b>POR</b>	<b>RSA</b>	<b>GBR</b>	<b>CAN</b>	
			1:56.515	1:57.627	1:58.098	1:58.360	1:58.397	1:58.410	1:59.638	

### Finals

56	18 AUG	B	<b>RUS</b>	<b>SLO</b>	<b>POR</b>	<b>POL</b>	<b>SVK</b>	<b>SWE</b>	<b>GBR</b>	<b>RSA</b>
			1:57.202	1:57.541	1:58.058	1:58.167	1:58.211	1:58.363	1:58.470	2:01.890
57	18 AUG	A	<b>HUN</b>	<b>DEN</b>	<b>NZL</b>	<b>BLR</b>	<b>GER</b>	<b>CHN</b>	<b>SRB</b>	<b>AZE</b>
			1:52.494	1:54.326	1:54.372	1:54.474	1:54.553	1:54.994	1:55.095	1:56.573



**Official Communication**  
Comunicado oficial / Communication officielle

**AUT withdrawn due to medical reasons**

**Race 40**  
**Item: 1**

**Summary:**

AUT withdrawn due to medical reasons

**Detail:**

AUT (SCHURING Yvonne) withdrawn due to medical reasons.

Issued by: ICF Chief Official  
Time: 08:08  
Date: 17 AUG 2016

This decision affects:

RESULTS  
SCHEDULE  
OTHER

<input type="checkbox"/>
<input type="checkbox"/>
<input checked="" type="checkbox"/>

**Note:**  
For more details contact "OC Competition Management"



## Entry List by Event

Lista de inscritos por evento / Liste des inscrits par épreuve

As of SAT 13 AUG 2016

### Bib AUS

198 BULL Alyssa  
199 BURNETT Alyce

### Bib CHN

203 REN Wenjun  
204 MA Qing

### Bib HUN

210 SZABO Gabriella  
54 KOZAK Danuta

### Bib SRB

215 MOLDOVAN Nikolina  
216 STAROVIC Milica

### Bib AUT

245 SCHURING Yvonne  
244 LEHACI Ana-Roxana

### Bib DEN

206 THOMSEN Amalie  
205 VILLUMSEN Ida

### Bib KAZ

211 SERGEYEVA Natalya  
212 PODOINIKOVA Irina

### Bib SWE

76 JOHANSSON Karin  
217 PALDANIUS Sofia

### Bib BLR

200 LIAPESHKA Nadzeya  
6 LITVINCHUK Maryna

### Bib GBR

207 BELCHER Lani  
208 HANNAH Angela

### Bib POL

213 NAJA Karolina  
214 MIKOLAJCZYK Beata

### Bib UKR

218 TODOROVA Anastasiia  
219 HRYSHCHUN Inna

### Bib CAN

201 ORTON Genevieve  
202 FRASER Kc

### Bib GER

92 WEBER Franzl  
209 DIETZE Tina

### Bib RUS

247 ANIUSHINA Elena  
248 STEPANOVA Kira

**Note:**  
List of NOCs by alphabetical order.


**Start List**

Lista de largada / Liste de départ

**REVISED**  
 14 AUG 14:34

Lane	Bib	Heat 1 Race 4 9:24	Bib	Heat 2 Race 5 9:31
1		<b>UKR</b> 218 TODOROVA Anastasiia 219 HRYSHCHUN Inna		
2		<b>AUS</b> 198 BULL Alyssa 199 BURNETT Alyce		<b>AUT</b> 245 SCHURING Yvonne 244 LEHACI Ana-Roxana
3		<b>GBR</b> 207 BELCHER Lani 208 HANNAH Angela		<b>DEN</b> 206 THOMSEN Amalie 205 VILLUMSEN Ida
4		<b>POL</b> 213 NAJA Karolina 214 MIKOLAJCZYK Beata		<b>GER</b> 92 WEBER Franziska 209 DIETZE Tina
5		<b>HUN</b> 210 SZABO Gabriella 54 KOZAK Danuta		<b>SRB</b> 215 MOLDOVAN Nikolina 216 STAROVIC Milica
6		<b>RUS</b> 247 ANIUSHINA Elena 248 STEPANOVA Kira		<b>CHN</b> 203 REN Wenjun 204 MA Qing
7		<b>BLR</b> 200 LIAPESHKA Nadzeya 6 LITVINCHUK Maryna		<b>KAZ</b> 211 SERGEYEVA Natalya 212 PODOINIKOVA Irina
8		<b>CAN</b> 201 ORTON Genevieve 202 FRASER Kc		<b>SWE</b> 76 JOHANSSON Karin 217 PALDANIUS Sofia

 Progression System: **1st to FA, Rest to SF**

Spelling correction for WEBER Franziska (GER)



**Results**  
Resultados / Résultats

**Start Time: 9:24**

**Race 4**


Olympic Best Time: **HUN** Kovacs / Douchev-Janic Athens (GRE) 2004 Olympic Games **1:38.101**

Rank	Lane	NOC	Bib	Name	250m	500m		
1	5	HUN	210	SZABO Gabriella	49.32	(1)	1:41.092	(1) FA
			54	KOZAK Danuta			51.770	(1)
					0.00		0.000	
2	4	POL	213	NAJA Karolina	49.36	(2)	1:41.766	(2) SF
			214	MIKOLAJCZYK Beata			52.400	(2)
					0.04		0.674	
3	1	UKR	218	TODOROVA Anastasiia	50.33	(3)	1:43.967	(3) SF
			219	HRYSHCHUN Inna			53.630	(3)
					1.01		2.875	
4	7	BLR	200	LIAPESHKA Nadzeya	50.57	(5)	1:44.835	(4) SF
			6	LITVINCHUK Maryna			54.260	(6)
					1.25		3.743	
5	6	RUS	247	ANIUSHINA Elena	51.68	(6)	1:45.906	(5) SF
			248	STEPANOVA Kira			54.220	(5)
					2.36		4.814	
6	8	CAN	201	ORTON Genevieve	52.06	(7)	1:46.148	(6) SF
			202	FRASER Kc			54.080	(4)
					2.74		5.056	
7	2	AUS	198	BULL Alyssa	50.47	(4)	1:46.933	(7) SF
			199	BURNETT Alyce			56.460	(7)
					1.15		5.841	
8	3	GBR	207	BELCHER Lani	54.15	(8)	1:53.948	(8) SF
			208	HANNAH Angela			59.790	(8)
					4.83		12.856	

Progression System **1st to FA, Rest to SF**

<b>Course Umpire:</b>	ICF	TOTH Gheorghe	<b>Starter:</b>	ICF	MOULE Peter
<b>Course Umpire:</b>	ICF	FURUYA Toshihiko	<b>Chief Official:</b>	ICF	GARNER Frank
<b>Starter:</b>	ICF	MOIR Michael	<b>Chief Judge:</b>	ICF	KAHL Jens

**Weather Conditions**

Air Temperature:	Water Temperature:	Humidity:	Wind:	
25.0°C	22.0°C	58%	3.0 m/s	

<b>Legend:</b>	°C Degree Celsius	<b>FA</b> Final A	<b>SF</b> Qualified for Semifinals
----------------	-------------------	-------------------	------------------------------------





**Results**  
Resultados / Résultats

**Start Time: 9:30**

**Race 5**


Olympic Best Time: **HUN** Kovacs / Douchev-Janic Athens (GRE) 2004 Olympic Games **1:38.101**

Rank	Lane	NOC	Bib	Name	250m	500m		
1	4	GER	92	WEBER Franziska	48.48	1:42.184	(1)	FA
			209	DIETZE Tina	0.00	53.700	(1)	
						0.000		
2	6	CHN	203	REN Wenjun	50.76	1:44.491	(2)	SF
			204	MA Qing	2.28	53.730	(3)	
						2.307		
3	7	KAZ	211	SERGEYEVA Natalya	51.64	1:45.369	(6)	SF
			212	PODOINIKOVA Irina	3.16	53.720	(2)	
						3.185		
4	3	DEN	206	THOMSEN Amalie	51.13	1:46.246	(4)	SF
			205	VILLUMSEN Ida	2.65	55.110	(6)	
						4.062		
5	5	SRB	215	MOLDOVAN Nikolina	51.39	1:46.410	(5)	SF
			216	STAROVIC Milica	2.91	55.020	(5)	
						4.226		
6	2	AUT	245	SCHURING Yvonne	51.91	1:46.429	(7)	SF
			244	LEHACI Ana-Roxana	3.43	54.510	(4)	
						4.245		
7	8	SWE	76	JOHANSSON Karin	51.10	1:46.456	(3)	SF
			217	PALDANIUS Sofia	2.62	55.350	(7)	
						4.272		

Progression System **1st to FA, Rest to SF**

<b>Course Umpire:</b>	ICF	LETIENNE Michel	<b>Starter:</b>	ICF	MOULE Peter
<b>Course Umpire:</b>	ICF	HAVIAR Miroslav	<b>Chief Official:</b>	ICF	GARNER Frank
<b>Starter:</b>	ICF	MOIR Michael	<b>Chief Judge:</b>	ICF	KAHL Jens

**Weather Conditions**

Air Temperature:	Water Temperature:	Humidity:	Wind:	
25.0°C	22.0°C	58%	3.0 m/s	

<b>Legend:</b>	°C Degree Celsius	<b>FA</b> Final A	<b>SF</b> Qualified for Semifinals
----------------	-------------------	-------------------	------------------------------------



## Start List

Lista de largada / Liste de départ

Lane	Bib	Semifinal 1 Race 15 10:46	Bib	Semifinal 2 Race 16 10:53
1				<b>GBR</b> 207 BELCHER Lani 208 HANNAH Angela
2		<b>AUT</b> 245 SCHURING Yvonne 244 LEHACI Ana-Roxana		<b>CAN</b> 201 ORTON Genevieve 202 FRASER Kc
3		<b>BLR</b> 200 LIAPESHKA Nadzeya 6 LITVINCHUK Maryna		<b>DEN</b> 206 THOMSEN Amalie 205 VILLUMSEN Ida
4		<b>CHN</b> 203 REN Wenjun 204 MA Qing		<b>POL</b> 213 NAJA Karolina 214 MIKOLAJCZYK Beata
5		<b>UKR</b> 218 TODOROVA Anastasiia 219 HRYSHCHUN Inna		<b>KAZ</b> 211 SERGEYEVA Natalya 212 PODOINIKOVA Irina
6		<b>SRB</b> 215 MOLDOVAN Nikolina 216 STAROVIC Milica		<b>RUS</b> 247 ANIUSHINA Elena 248 STEPANOVA Kira
7		<b>AUS</b> 198 BULL Alyssa 199 BURNETT Alyce		<b>SWE</b> 76 JOHANSSON Karin 217 PALDANIUS Sofia
8				

Progression System: 1st - 3rd to FA, 4th - 7th to FB



**Results**  
Resultados / Résultats

**Start Time: 10:45**

**Race 15**


Olympic Best Time: **HUN** Kovacs / Douchev-Janic Athens (GRE) 2004 Olympic Games **1:38.101**

Rank	Lane	NOC	Bib	Name	250m	500m		
1	3	BLR	200	LIAPESHKA Nadzeya	49.75	(1)	1:42.285	(1) FA
			6	LITVINCHUK Maryna			52.530	(1)
					0.00		0.000	
2	5	UKR	218	TODOROVA Anastasiia	50.13	(2)	1:43.363	(2) FA
			219	HRYSHCHUN Inna			53.230	(2)
					0.38		1.078	
3	7	AUS	198	BULL Alyssa	50.63	(3)	1:44.290	(3) FA
			199	BURNETT Alyce			53.660	(4)
					0.88		2.005	
4	2	AUT	245	SCHURING Yvonne	51.18	(6)	1:44.462	(4) FB
			244	LEHACI Ana-Roxana			53.280	(3)
					1.43		2.177	
5	4	CHN	203	REN Wenjun	51.03	(4)	1:44.780	(5) FB
			204	MA Qing			53.750	(5)
					1.28		2.495	
6	6	SRB	215	MOLDOVAN Nikolina	51.09	(5)	1:46.008	(6) FB
			216	STAROVIC Milica			54.910	(6)
					1.34		3.723	

Progression System **1st - 3rd to FA, 4th - 7th to FB**

<b>Course Umpire:</b>	ICF	WITHERDEN Alan	<b>Chief Official:</b>	ICF	GARNER Frank
<b>Course Umpire:</b>	ICF	TARABUSI Sante	<b>Chief Judge:</b>	ICF	KAHL Jens
<b>Starter:</b>	ICF	MOIR Michael	<b>Chief Judge:</b>	ICF	LEHTINEN Risto

**Weather Conditions**

Air Temperature:	Water Temperature:	Humidity:	Wind:	
25.0°C	23.0°C	58%	3.0 m/s	

<b>Legend:</b>	°C	Degree Celsius	<b>FA</b>	Final A	<b>FB</b>	Final B
----------------	----	----------------	-----------	---------	-----------	---------



## Results

### Resultados / Résultats

**Start Time: 10:52**
**Race 16**


 Olympic Best Time: **HUN** Kovacs / Douchev-Janic Athens (GRE) 2004 Olympic Games **1:38.101**

Rank	Lane	NOC	Bib	Name	250m	500m		
1	4	POL	213	NAJA Karolina	49.81	1:41.684	(1)	FA
			214	MIKOLAJCZYK Beata		51.870	(1)	
					0.28	0.000		
2	6	RUS	247	ANIUSHINA Elena	49.53	1:42.439	(1)	FA
			248	STEPANOVA Kira		52.900	(3)	
					0.00	0.755		
3	5	KAZ	211	SERGEYEVA Natalya	51.64	1:43.577	(5)	FA
			212	PODOINIKOVA Irina		51.930	(2)	
					2.11	1.893		
4	7	SWE	76	JOHANSSON Karin	51.17	1:44.090	(4)	FB
			217	PALDANIUS Sofia		52.920	(4)	
					1.64	2.406		
5	2	CAN	201	ORTON Genevieve	50.80	1:45.351	(3)	FB
			202	FRASER Kc		54.550	(5)	
					1.27	3.667		
6	3	DEN	206	THOMSEN Amalie	51.66	1:47.476	(6)	FB
			205	VILLUMSEN Ida		55.810	(6)	
					2.13	5.792		
7	1	GBR	207	BELCHER Lani	52.10	1:49.285	(7)	FB
			208	HANNAH Angela		57.180	(7)	
					2.57	7.601		

 Progression System **1st - 3rd to FA, 4th - 7th to FB**

<b>Course Umpire:</b>	ICF	TOTH Gheorghe	<b>Chief Official:</b>	ICF	GARNER Frank
<b>Course Umpire:</b>	ICF	FURUYA Toshihiko	<b>Chief Judge:</b>	ICF	KAHL Jens
<b>Starter:</b>	ICF	MOIR Michael	<b>Chief Judge:</b>	ICF	LEHTINEN Risto

**Weather Conditions**

Air Temperature:	Water Temperature:	Humidity:	Wind:	
25.0°C	23.0°C	58%	3.0 m/s	

<b>Legend:</b>	°C	Degree Celsius	<b>FA</b>	Final A	<b>FB</b>	Final B
----------------	----	----------------	-----------	---------	-----------	---------


**Start List**

Lista de largada / Liste de départ

Lane	Bib	Final B Race 24 9:16	Bib	Final A Race 25 9:23
1		<b>GBR</b> 207 BELCHER Lani 208 HANNAH Angela		<b>AUS</b> 198 BULL Alyssa 199 BURNETT Alyce
2		<b>DEN</b> 206 THOMSEN Amalie 205 VILLUMSEN Ida		<b>RUS</b> 247 ANIUSHINA Elena 248 STEPANOVA Kira
3		<b>CHN</b> 203 REN Wenjun 204 MA Qing		<b>BLR</b> 200 LIAPESHKA Nadzeya 6 LITVINCHUK Maryna
4		<b>SWE</b> 76 JOHANSSON Karin 217 PALDANIUS Sofia		<b>GER</b> 92 WEBER Franziska 209 DIETZE Tina
5		<b>AUT</b> 245 SCHURING Yvonne 244 LEHACI Ana-Roxana		<b>HUN</b> 210 SZABO Gabriella 54 KOZAK Danuta
6		<b>CAN</b> 201 ORTON Genevieve 202 FRASER Kc		<b>POL</b> 213 NAJA Karolina 214 MIKOLAJCZYK Beata
7		<b>SRB</b> 215 MOLDOVAN Nikolina 216 STAROVIC Milica		<b>UKR</b> 218 TODOROVA Anastasiia 219 HRYSHCHUN Inna
8				<b>KAZ</b> 211 SERGEYEVA Natalya 212 PODOINIKOVA Irina



**Results**  
Resultados / Résultats

**Start Time: 9:15**


**Race 24**

Olympic Best Time: **HUN** Kovacs / Douchev-Janic Athens (GRE) 2004 Olympic Games **1:38.101**

Rank	Lane	NOC	Bib	Name	250m	500m	
1	4	SWE	76	JOHANSSON Karin	51.99	1:47.207	(1)
			217	PALDANIUS Sofia		55.210	(1)
					0.00	0.000	
2	7	SRB	215	MOLDOVAN Nikolina	52.07	1:48.146	(2)
			216	STAROVIC Milica		56.070	(3)
					0.08	0.939	
3	5	AUT	245	SCHURING Yvonne	52.96	1:48.834	(3)
			244	LEHACI Ana-Roxana		55.870	(2)
					0.97	1.627	
4	2	DEN	206	THOMSEN Amalie	52.62	1:48.846	(4)
			205	VILLUMSEN Ida		56.220	(4)
					0.63	1.639	
5	6	CAN	201	ORTON Genevieve	53.04	1:49.389	(5)
			202	FRASER Kc		56.340	(5)
					1.05	2.182	
6	3	CHN	203	REN Wenjun	54.16	1:51.582	(6)
			204	MA Qing		57.420	(6)
					2.17	4.375	
7	1	GBR	207	BELCHER Lani	55.65	1:54.193	(7)
			208	HANNAH Angela		58.540	(7)
					3.66	6.986	

<b>Course Umpire:</b>	ICF	TOTH Gheorghe	<b>Chief Official:</b>	ICF	GARNER Frank
<b>Course Umpire:</b>	ICF	FURUYA Toshihiko	<b>Chief Judge:</b>	ICF	KAHL Jens
<b>Starter:</b>	ICF	MOIR Michael	<b>Chief Judge:</b>	ICF	LEHTINEN Risto

**Weather Conditions**

Air Temperature:	Water Temperature:	Humidity:	Wind:	
23.0°C	20.0°C	74%	2.0 m/s	

**Legend:**  
°C Degree Celsius



**Results**  
Resultados / Résultats

**Start Time: 9:23**


**Race 25**

Olympic Best Time: **HUN** Kovacs / Douchev-Janic Athens (GRE) 2004 Olympic Games **1:38.101**

Rank	Lane	NOC	Bib	Name	250m	500m	
1	5	HUN	210	SZABO Gabriella	50.25	(1)	1:43.687 (1)
			54	KOZAK Danuta			53.430 (2)
					0.00		0.000
2	4	GER	92	WEBER Franziska	50.53	(2)	1:43.738 (2)
			209	DIETZE Tina			53.200 (1)
					0.28		0.051
3	6	POL	213	NAJA Karolina	50.58	(3)	1:45.207 (3)
			214	MIKOLAJCZYK Beata			54.620 (5)
					0.33		1.520
4	7	UKR	218	TODOROVA Anastasiia	52.14	(6)	1:45.868 (4)
			219	HRYSCHUN Inna			53.720 (3)
					1.89		2.181
5	2	RUS	247	ANIUSHINA Elena	52.07	(5)	1:46.319 (5)
			248	STEPANOVA Kira			54.240 (4)
					1.82		2.632
6	3	BLR	200	LIAPESHKA Nadzeya	51.56	(4)	1:46.967 (6)
			6	LITVINCHUK Maryna			55.400 (7)
					1.31		3.280
7	8	KAZ	211	SERGEYEVA Natalya	53.55	(7)	1:48.361 (7)
			212	PODOINIKOVA Irina			54.810 (6)
					3.30		4.674
8	1	AUS	198	BULL Alyssa	54.02	(8)	1:51.915 (8)
			199	BURNETT Alyce			57.890 (8)
					3.77		8.228

<b>Course Umpire:</b>	ICF	LETIENNE Michel	<b>Chief Official:</b>	ICF	GARNER Frank
<b>Course Umpire:</b>	ICF	HAVIAR Miroslav	<b>Chief Judge:</b>	ICF	KAHL Jens
<b>Starter:</b>	ICF	MOIR Michael	<b>Chief Judge:</b>	ICF	LEHTINEN Risto

**Weather Conditions**

Air Temperature:	Water Temperature:	Humidity:	Wind:	
23.0°C	20.0°C	74%	2.0 m/s	

**Legend:**  
°C Degree Celsius



## Results Summary by Event

Resumo dos resultados por evento / Résumé des résultats par épreuve

Race	Date	Round	Rank								Progression System
			1	2	3	4	5	6	7	8	

### Heats

4	15 AUG	1	<b>HUN</b>	<b>POL</b>	<b>UKR</b>	<b>BLR</b>	<b>RUS</b>	<b>CAN</b>	<b>AUS</b>	<b>GBR</b>	1st to FA, Rest to SF
			1:41.092	1:41.766	1:43.967	1:44.835	1:45.906	1:46.148	1:46.933	1:53.948	
5	15 AUG	2	<b>GER</b>	<b>CHN</b>	<b>KAZ</b>	<b>DEN</b>	<b>SRB</b>	<b>AUT</b>	<b>SWE</b>		
			1:42.184	1:44.491	1:45.369	1:46.246	1:46.410	1:46.429	1:46.456		

### Semifinals

15	15 AUG	1	<b>BLR</b>	<b>UKR</b>	<b>AUS</b>	<b>AUT</b>	<b>CHN</b>	<b>SRB</b>		1st - 3rd to FA, 4th - 7th to FB
			1:42.285	1:43.363	1:44.290	1:44.462	1:44.780	1:46.008		
16	15 AUG	2	<b>POL</b>	<b>RUS</b>	<b>KAZ</b>	<b>SWE</b>	<b>CAN</b>	<b>DEN</b>	<b>GBR</b>	
			1:41.684	1:42.439	1:43.577	1:44.090	1:45.351	1:47.476	1:49.285	

### Finals

24	16 AUG	B	<b>SWE</b>	<b>SRB</b>	<b>AUT</b>	<b>DEN</b>	<b>CAN</b>	<b>CHN</b>	<b>GBR</b>	
			1:47.207	1:48.146	1:48.834	1:48.846	1:49.389	1:51.582	1:54.193	
25	16 AUG	A	<b>HUN</b>	<b>GER</b>	<b>POL</b>	<b>UKR</b>	<b>RUS</b>	<b>BLR</b>	<b>KAZ</b>	<b>AUS</b>
			1:43.687	1:43.738	1:45.207	1:45.868	1:46.319	1:46.967	1:48.361	1:51.915





## Entry List by Event

Lista de inscritos por evento / Liste des inscrits par épreuve

As of SAT 13 AUG 2016

### Bib ARG

220 GARRO Magdalena  
23 AMEGHINO Sabrina  
221 ROJAS Brenda  
222 KERESZTESI Alexandra

### Bib BLR

223 MAKHNEVA Marharyta  
200 LIAPESHKA Nadzeya  
224 KHUDZENKA Volha  
6 LITVINCHUK Maryna

### Bib CAN

116 LANGLOIS Andreeanne  
86 FOURNEL Emilie  
201 ORTON Genevieve  
202 FRASER Kc

### Bib CHN

203 REN Wenjun  
204 MA Qing  
225 LI Yue  
226 LIU Haiping

### Bib DEN

31 JORGENSEN Emma  
206 THOMSEN Amalie  
205 VILLUMSEN Ida  
17 HANSEN Henriette

### Bib FRA

227 HOSTENS Manon  
228 LHOPE Amandine  
229 JAMELOT Lea  
230 TROEL Sarah

### Bib GBR

100 WALKER Jess  
98 CAWTHORN Rachel  
231 SIMON Rebi  
232 GURSKI Louisa

### Bib GER

233 HERING Sabrina  
92 WEBER Franz  
234 KRIEGERSTEIN Steffi  
209 DIETZE Tina

### Bib HUN

210 SZABO Gabriella  
54 KOZAK Danuta  
235 CSIPES Tamara  
236 FAZEKAS-ZUR Krisztina

### Bib KAZ

21 KLINOVA Inna  
212 PODOINIKOVA Irina  
211 SERGEYEVA Natalya  
19 ANANCHENKO Zoya

### Bib NZL

237 LOVETT Jaimee  
240 IMRIE Kayla  
239 FISHER Aimee  
238 RYAN Caitlin

### Bib POL

5 WALCZYKIEWICZ Marta  
241 DZIENISZEWSKA-KIERKLA Edyta  
213 NAJA Karolina  
214 MIKOLAJCZYK Beata

### Bib SRB

215 MOLDOVAN Nikolina  
216 STAROVIC Milica  
68 RUZICIC BENEDEK Dalma  
67 MOLDOVAN Olivera

### Bib UKR

101 POVKH Mariya  
242 AKHADOVA Svitlana  
218 TODOROVA Anastasiia  
219 HRYSHCHUN Inna

**Note:**  
List of NOCs by alphabetical order.


**Start List**

Lista de largada / Liste de départ

**REVISED**  
 14 AUG 14:13

Lane	Bib	Heat 1 Race 63 9:37	Bib	Heat 2 Race 64 9:44
1				
2		<b>KAZ</b> 21 KLINOVA Inna 212 PODOINIKOVA Irina 211 SERGEYEVA Natalya 19 ANANCHENKO Zoya		<b>CHN</b> 203 REN Wenjun 204 MA Qing 225 LI Yue 226 LIU Haiping
3		<b>FRA</b> 227 HOSTENS Manon 228 LHOPE Amandine 229 JAMELOT Lea 230 TROEL Sarah		<b>UKR</b> 101 POVKH Mariya 242 AKHADOVA Svitlana 218 TODOROVA Anastasiia 219 HRYSHCHUN Inna
4		<b>POL</b> 5 WALCZYKIEWICZ Marta 241 DZIENISZEWSKA-KIERKLA Edyta 213 NAJA Karolina 214 MIKOLAJCZYK Beata		<b>GER</b> 233 HERING Sabrina 92 WEBER Franziska 234 KRIEGERSTEIN Steffi 209 DIETZE Tina
5		<b>BLR</b> 223 MAKHNEVA Marharyta 200 LIAPESHKA Nadzeya 224 KHUDZENKA Volha 6 LITVINCHUK Maryna		<b>HUN</b> 210 SZABO Gabriella 54 KOZAK Danuta 235 CSIPES Tamara 236 FAZEKAS-ZUR Krisztina
6		<b>GBR</b> 100 WALKER Jess 98 CAWTHORN Rachel 231 SIMON Rebii 232 GURSKI Louisa		<b>SRB</b> 215 MOLDOVAN Nikolina 216 STAROVIC Milica 68 RUZICIC BENEDEK Dalma 67 MOLDOVAN Olivera
7		<b>NZL</b> 237 LOVETT Jaimee 240 IMRIE Kayla 239 FISHER Aimee 238 RYAN Caitlin		<b>DEN</b> 31 JORGENSEN Emma 206 THOMSEN Amalie 205 VILLUMSEN Ida 17 HANSEN Henriette
8		<b>ARG</b> 220 GARRO Magdalena 221 ROJAS Brenda 23 AMEGHINO Sabrina 222 KERESZTESI Alexandra		<b>CAN</b> 116 LANGLOIS Andreeanne 86 FOURNEL Emilie 201 ORTON Genevieve 202 FRASER Kc

 Progression System: **1st to FA, Rest to SF**

Seating order changed for team ARG



**Results**  
Resultados / Résultats

**Start Time: 9:36**

**Race 63**

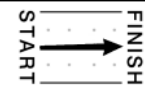
Olympic Best Time:	<b>POL</b>	Walczykiewicz / Konieczna / Naja / Mikolajczyk	London (GBR) 2012	Olympic Games	<b>1:30.338</b>
--------------------	------------	--	-------------------	---------------	-----------------

Rank	Lane	NOC	Bib	Name	250m	500m			
1	5	BLR	223	MAKHNEVA Marharyta	43.97	(1)	1:30.320	(1)	FA
			200	LIAPESHKA Nadzeya			46.350	(1)	
			224	KHUDZENKA Volha	0.00		0.000		
			6	LITVINCHUK Maryna					
2	4	POL	5	WALCZYKIEWICZ Marta	45.88	(3)	1:33.020	(2)	SF
			241	DZIENISZEWSKA-KIERKLA Edyta			47.140	(2)	
			213	NAJA Karolina	1.91		2.700		
			214	MIKOLAJCZYK Beata					
3	7	NZL	237	LOVETT Jaimee	44.33	(2)	1:33.782	(3)	SF
			240	IMRIE Kayla			49.450	(4)	
			239	FISHER Aimee	0.36		3.462		
			238	RYAN Caitlin					
4	2	KAZ	21	KLINOVA Inna	47.25	(6)	1:36.127	(4)	SF
			212	PODOINIKOVA Irina			48.870	(3)	
			211	SERGEYEVA Natalya	3.28		5.807		
			19	ANANCHENKO Zoya					
5	6	GBR	100	WALKER Jess	47.20	(5)	1:36.853	(5)	SF
			98	CAWTHORN Rachel			49.650	(5)	
			231	SIMON Rebii	3.23		6.533		
			232	GURSKI Louisa					
6	3	FRA	227	HOSTENS Manon	47.12	(4)	1:37.038	(6)	SF
			228	LHOTE Amandine			49.910	(6)	
			229	JAMELOT Lea	3.15		6.718		
			230	TROEL Sarah					
7	8	ARG	220	GARRO Magdalena	47.38	(7)	1:37.645	(7)	SF
			221	ROJAS Brenda			50.260	(7)	
			23	AMEGHINO Sabrina	3.41		7.325		
			222	KERESZTESI Alexandra					

Progression System **1st to FA, Rest to SF**

<b>Course Umpire:</b>	ICF	TOTH Gheorghe	<b>Chief Official:</b>	ICF	GARNER Frank
<b>Course Umpire:</b>	ICF	FURUYA Toshihiko	<b>Chief Judge:</b>	ICF	KAHL Jens
<b>Starter:</b>	ICF	MOIR Michael	<b>Chief Judge:</b>	ICF	LEHTINEN Risto

**Weather Conditions**

Air Temperature:	Water Temperature:	Humidity:	Wind:	
23.1°C	18.0°C	80%	4.9 m/s	

<b>Legend:</b>	°C	Degree Celsius	<b>FA</b>	Final A	<b>SF</b>	Qualified for Semifinals
----------------	----	----------------	-----------	---------	-----------	--------------------------



**Results**  
Resultados / Résultats

**Start Time: 9:43**

**Race 64**

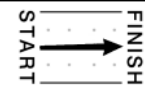
Olympic Best Time: **POL** Walczykiewicz / Konieczna / Naja / Mikolajczyk London (GBR) 2012 Olympic Games **1:30.338**

Rank	Lane	NOC	Bib	Name	250m	500m		
1	5	HUN	210	SZABO Gabriella	43.95	(1)	1:29.497	(1) FA
			54	KOZAK Danuta			45.540	(1)
			235	CSIPES Tamara	0.00		0.000	
			236	FAZEKAS-ZUR Krisztina				
2	3	UKR	101	POVKH Mariya	44.92	(3)	1:31.727	(2) SF
			242	AKHADOVA Svitlana			46.800	(2)
			218	TODOROVA Anastasiia	0.97		2.230	
			219	HRYSHCHUN Inna				
3	4	GER	233	HERING Sabrina	44.37	(2)	1:33.185	(3) SF
			92	WEBER Franziska			48.810	(4)
			234	KRIEGERSTEIN Steffi	0.42		3.688	
			209	DIETZE Tina				
4	8	CAN	116	LANGLOIS Andreean	45.60	(4)	1:34.269	(4) SF
			86	FOURNEL Emilie			48.660	(3)
			201	ORTON Genevieve	1.65		4.772	
			202	FRASER Kc				
5	7	DEN	31	JORGENSEN Emma	46.58	(5)	1:36.675	(5) SF
			206	THOMSEN Amalie			50.090	(5)
			205	VILLUMSEN Ida	2.63		7.178	
			17	HANSEN Henriette				
6	2	CHN	203	REN Wenjun	47.89	(6)	1:38.730	(6) SF
			204	MA Qing			50.840	(6)
			225	LI Yue	3.94		9.233	
			226	LIU Haiping				
7	6	SRB	215	MOLDOVAN Nikolina	48.39	(7)	1:39.316	(7) SF
			216	STAROVIC Milica			50.920	(7)
			68	RUZICIC BENEDEK Dalma	4.44		9.819	
			67	MOLDOVAN Olivera				

Progression System **1st to FA, Rest to SF**

<b>Course Umpire:</b>	ICF	LETIENNE Michel	<b>Chief Official:</b>	ICF	GARNER Frank
<b>Course Umpire:</b>	ICF	HAVIAR Miroslav	<b>Chief Judge:</b>	ICF	KAHL Jens
<b>Starter:</b>	ICF	MOIR Michael	<b>Chief Judge:</b>	ICF	LEHTINEN Risto

**Weather Conditions**

Air Temperature:	Water Temperature:	Humidity:	Wind:	
23.1°C	18.0°C	80%	4.9 m/s	

<b>Legend:</b>	°C Degree Celsius	<b>FA</b> Final A	<b>SF</b> Qualified for Semifinals
----------------	-------------------	-------------------	------------------------------------



## Start List

Lista de largada / Liste de départ

Lane	Bib	Semifinal 1 Race 71 10:37	Bib	Semifinal 2 Race 72 10:44
1				
2		<b>CHN</b> 203 REN Wenjun 204 MA Qing 225 LI Yue 226 LIU Haiping		<b>FRA</b> 227 HOSTENS Manon 228 LHOE Amandine 229 JAMELOT Lea 230 TROEL Sarah
3		<b>KAZ</b> 21 KLINOVA Inna 212 PODOINIKOVA Irina 211 SERGEYEVA Natalya 19 ANANCHENKO Zoya		<b>CAN</b> 116 LANGLOIS Andreeanne 86 FOURNEL Emilie 201 ORTON Genevieve 202 FRASER Kc
4		<b>UKR</b> 101 POVKH Mariya 242 AKHADOVA Svitlana 218 TODOROVA Anastasiia 219 HRYSHCHUN Inna		<b>POL</b> 5 WALCZYKIEWICZ Marta 241 DZIENISZEWSKA-KIERKLA Edyta 213 NAJA Karolina 214 MIKOLAJCZYK Beata
5		<b>NZL</b> 237 LOVETT Jaimee 240 IMRIE Kayla 239 FISHER Aimee 238 RYAN Caitlin		<b>GER</b> 233 HERING Sabrina 92 WEBER Franziska 234 KRIEGERSTEIN Steffi 209 DIETZE Tina
6		<b>DEN</b> 31 JORGENSEN Emma 206 THOMSEN Amalie 205 VILLUMSEN Ida 17 HANSEN Henriette		<b>GBR</b> 100 WALKER Jess 98 CAWTHORN Rachel 231 SIMON Rebii 232 GURSKI Louisa
7		<b>ARG</b> 220 GARRO Magdalena 221 ROJAS Brenda 23 AMEGHINO Sabrina 222 KERESZTESI Alexandra		<b>SRB</b> 215 MOLDOVAN Nikolina 216 STAROVIC Milica 68 RUZICIC BENEDEK Dalma 67 MOLDOVAN Olivera
8				

Progression System: 1st - 3rd to FA, 4th - 7th to FB



**Results**  
Resultados / Résultats

**Start Time: 10:36**

**Race 71**


Olympic Best Time: **POL** Walczykiewicz / Konieczna / Naja / Mikolajczyk London (GBR) 2012 Olympic Games **1:30.338**

Rank	Lane	NOC	Bib	Name	250m	500m			
1	5	NZL	237	LOVETT Jaimee	46.44	(1)	1:34.778	(1)	FA
			240	IMRIE Kayla			48.330	(3)	
			239	FISHER Aimee	0.00		0.000		
			238	RYAN Caitlin					
2	4	UKR	101	POVKH Mariya	47.28	(3)	1:35.512	(2)	FA
			242	AKHADOVA Svitlana			48.230	(2)	
			218	TODOROVA Anastasiia	0.84		0.734		
			219	HRYSHCHUN Inna					
3	6	DEN	31	JORGENSEN Emma	47.00	(2)	1:36.302	(3)	FA
			206	THOMSEN Amalie			49.300	(5)	
			205	VILLUMSEN Ida	0.56		1.524		
			17	HANSEN Henriette					
4	2	CHN	203	REN Wenjun	48.07	(4)	1:37.055	(4)	FB
			204	MA Qing			48.980	(4)	
			225	LI Yue	1.63		2.277		
			226	LIU Haiping					
5	3	KAZ	21	KLINOVA Inna	49.60	(6)	1:37.423	(5)	FB
			212	PODOINIKOVA Irina			47.820	(1)	
			211	SERGEYEVA Natalya	3.16		2.645		
			19	ANANCHENKO Zoya					
6	7	ARG	220	GARRO Magdalena	48.32	(5)	1:38.579	(6)	FB
			221	ROJAS Brenda			50.250	(6)	
			23	AMEGHINO Sabrina	1.88		3.801		
			222	KERESZTESI Alexandra					

Progression System **1st - 3rd to FA, 4th - 7th to FB**

<b>Course Umpire:</b>	ICF	WITHERDEN Alan	<b>Chief Official:</b>	ICF	GARNER Frank
<b>Course Umpire:</b>	ICF	TARABUSI Sante	<b>Chief Judge:</b>	ICF	KAHL Jens
<b>Starter:</b>	ICF	MOIR Michael	<b>Chief Judge:</b>	ICF	LEHTINEN Risto

**Weather Conditions**

Air Temperature:	Water Temperature:	Humidity:	Wind:	
23.9°C	18.0°C	80%	4.9 m/s	

<b>Legend:</b>	°C	Degree Celsius	<b>FA</b>	Final A	<b>FB</b>	Final B
----------------	----	----------------	-----------	---------	-----------	---------



**Results**  
Resultados / Résultats

**Start Time: 10:44**

**Race 72**

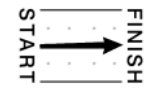
Olympic Best Time: **POL** Walczykiewicz / Konieczna / Naja / Mikolajczyk London (GBR) 2012 Olympic Games **1:30.338**

Rank	Lane	NOC	Bib	Name	250m	500m		
1	5	GER	233	HERING Sabrina	46.49 (1)	1:34.710 (1)	FA	
			92	WEBER Franziska				48.220 (2)
			234	KRIEGERSTEIN Steffi				0.00
			209	DIETZE Tina				0.000
2	3	CAN	116	LANGLOIS Andreeanne	47.05 (2)	1:36.254 (=2)	FA	
			86	FOURNEL Emilie				49.200 (6)
			201	ORTON Genevieve				0.56
			202	FRASER Kc				1.544
2	6	GBR	100	WALKER Jess	48.57 (4)	1:36.254 (=2)	FA	
			98	CAWTHORN Rachel				47.680 (1)
			231	SIMON Rebii				2.08
			232	GURSKI Louisa				1.544
4	4	POL	5	WALCZYKIEWICZ Marta	48.04 (3)	1:36.532 (4)	FB	
			241	DZIENISZEWSKA-KIERKLA Edyta				48.490 (3)
			213	NAJA Karolina				1.55
			214	MIKOLAJCZYK Beata				1.822
5	7	SRB	215	MOLDOVAN Nikolina	49.70 (5)	1:38.398 (5)	FB	
			216	STAROVIC Milica				48.690 (4)
			68	RUZICIC BENEDEK Dalma				3.21
			67	MOLDOVAN Olivera				3.688
6	2	FRA	227	HOSTENS Manon	49.87 (6)	1:39.069 (6)	FB	
			228	LHOTE Amandine				49.190 (5)
			229	JAMELOT Lea				3.38
			230	TROEL Sarah				4.359

Progression System **1st - 3rd to FA, 4th - 7th to FB**

<b>Course Umpire:</b>	ICF	TOTH Gheorghe	<b>Chief Official:</b>	ICF	GARNER Frank
<b>Course Umpire:</b>	ICF	FURUYA Toshihiko	<b>Chief Judge:</b>	ICF	KAHL Jens
<b>Starter:</b>	ICF	MOIR Michael	<b>Chief Judge:</b>	ICF	LEHTINEN Risto

**Weather Conditions**

Air Temperature:	Water Temperature:	Humidity:	Wind:	
23.9°C	18.0°C	80%	4.9 m/s	

**Legend:**

°C Degree Celsius      **FA** Final A      **FB** Final B  
 = Equal sign indicates that two or more athletes share the same secondary rank


**Start List**

Lista de largada / Liste de départ

Lane	Bib	Final B Race 79 9:40	Bib	Final A Race 80 9:47
1				<b>DEN</b> 31 JORGENSEN Emma 206 THOMSEN Amalie 205 VILLUMSEN Ida 17 HANSEN Henriette
2		<b>FRA</b> 227 HOSTENS Manon 228 LHOUE Amandine 229 JAMELOT Lea 230 TROEL Sarah		<b>CAN</b> 116 LANGLOIS Andreeanne 86 FOURNEL Emilie 201 ORTON Genevieve 202 FRASER Kc
3		<b>KAZ</b> 21 KLINOVA Inna 212 PODOINIKOVA Irina 211 SERGEYEVA Natalya 19 ANANCHENKO Zoya		<b>NZL</b> 237 LOVETT Jaimee 240 IMRIE Kayla 239 FISHER Aimee 238 RYAN Caitlin
4		<b>POL</b> 5 WALCZYKIEWICZ Marta 241 DZIENISZEWSKA-KIERKLA Edyta 213 NAJA Karolina 214 MIKOLAJCZYK Beata		<b>HUN</b> 210 SZABO Gabriella 54 KOZAK Danuta 235 CSIPES Tamara 236 FAZEKAS-ZUR Krisztina
5		<b>CHN</b> 203 REN Wenjun 204 MA Qing 225 LI Yue 226 LIU Haiping		<b>BLR</b> 223 MAKHNEVA Marharyta 200 LIAPESHKA Nadzeya 224 KHUDZENKA Volha 6 LITVINCHUK Maryna
6		<b>SRB</b> 215 MOLDOVAN Nikolina 216 STAROVIC Milica 68 RUZICIC BENEDEK Dalma 67 MOLDOVAN Olivera		<b>GER</b> 233 HERING Sabrina 92 WEBER Franziska 234 KRIEGERSTEIN Steffi 209 DIETZE Tina
7		<b>ARG</b> 220 GARRO Magdalena 221 ROJAS Brenda 23 AMEGHINO Sabrina 222 KERESZTESI Alexandra		<b>UKR</b> 101 POVKH Mariya 242 AKHADOVA Svitlana 218 TODOROVA Anastasiia 219 HRYSHCHUN Inna
8				<b>GBR</b> 100 WALKER Jess 98 CAWTHORN Rachel 231 SIMON Rebi 232 GURSKI Louisa

ICF decided lane allocation by coin task for CAN and GBR





**Results**  
Resultados / Résultats

**Start Time: 9:41**

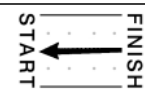
**Race 79**

Olympic Best Time: **POL** Walczykiewicz / Konieczna / Naja / Mikolajczyk London (GBR) 2012 Olympic Games **1:30.338**

Rank	Lane	NOC	Bib	Name	250m	500m	
1	4	POL	5	WALCZYKIEWICZ Marta	48.04	(1)	1:37.658 (1)
			241	DZIENISZEWSKA-KIERKLA Edyta			49.610 (2)
			213	NAJA Karolina	0.00		0.000
			214	MIKOLAJCZYK Beata			
2	3	KAZ	21	KLINOVA Inna	50.28	(5)	1:39.419 (2)
			212	PODOINIKOVA Irina			49.130 (1)
			211	SERGEYEVA Natalya	2.24		1.761
			19	ANANCHENKO Zoya			
3	5	CHN	203	REN Wenjun	49.70	(3)	1:40.071 (3)
			204	MA Qing			50.370 (3)
			225	LI Yue	1.66		2.413
			226	LIU Haiping			
4	2	FRA	227	HOSTENS Manon	48.31	(2)	1:41.069 (4)
			228	LHOTE Amandine			52.750 (6)
			229	JAMELOT Lea	0.27		3.411
			230	TROEL Sarah			
5	7	ARG	220	GARRO Magdalena	50.02	(4)	1:41.394 (5)
			221	ROJAS Brenda			51.370 (4)
			23	AMEGHINO Sabrina	1.98		3.736
			222	KERESZTESI Alexandra			
6	6	SRB	215	MOLDOVAN Nikolina	51.41	(6)	1:42.818 (6)
			216	STAROVIC Milica			51.400 (5)
			68	RUZICIC BENEDEK Dalma	3.37		5.160
			67	MOLDOVAN Olivera			

<b>Course Umpire:</b>	ICF	LETIENNE Michel	<b>Chief Official:</b>	ICF	GARNER Frank
<b>Course Umpire:</b>	ICF	HAVIAR Miroslav	<b>Chief Judge:</b>	ICF	KAHL Jens
<b>Starter:</b>	ICF	MOIR Michael	<b>Chief Judge:</b>	ICF	LEHTINEN Risto

**Weather Conditions**

Air Temperature:	Water Temperature:	Humidity:	Wind:	
24.1°C	18.0°C	75%	9.7 m/s	

**Legend:**  
°C Degree Celsius



## Results

Resultados / Résultats

Start Time: 9:47

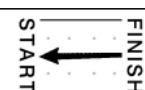
Race 80

Olympic Best Time: **POL** Walczykiewicz / Konieczna / Naja / Mikolajczyk London (GBR) 2012 Olympic Games **1:30.338**

Rank	Lane	NOC	Bib	Name	250m	500m	
1	4	HUN	210	SZABO Gabriella	0.00	1:31.482	(1)
			54	KOZAK Danuta			
			235	CSIPES Tamara			
			236	FAZEKAS-ZUR Krisztina			
2	6	GER	233	HERING Sabrina	0.00	1:32.383	(2)
			92	WEBER Franziska			
			234	KRIEGERSTEIN Steffi			
			209	DIETZE Tina			
3	5	BLR	223	MAKHNEVA Marharyta	0.00	1:33.908	(3)
			200	LIAPESHKA Nadzeya			
			224	KHUDZENKA Volha			
			6	LITVINCHUK Maryna			
4	7	UKR	101	POVKH Mariya	0.00	1:34.214	(4)
			242	AKHADOVA Svitlana			
			218	TODOROVA Anastasiia			
			219	HRYSHCHUN Inna			
5	3	NZL	237	LOVETT Jaimee	0.00	1:35.198	(5)
			240	IMRIE Kayla			
			239	FISHER Aimee			
			238	RYAN Caitlin			
6	1	DEN	31	JORGENSEN Emma	0.00	1:36.057	(6)
			206	THOMSEN Amalie			
			205	VILLUMSEN Ida			
			17	HANSEN Henriette			
7	8	GBR	100	WALKER Jess	0.00	1:37.043	(7)
			98	CAWTHORN Rachel			
			231	SIMON Rebii			
			232	GURSKI Louisa			
8	2	CAN	116	LANGLOIS Andreeanne	0.00	1:37.733	(8)
			86	FOURNEL Emilie			
			201	ORTON Genevieve			
			202	FRASER Kc			

Course Umpire:	ICF	TOTH Gheorghe	Chief Official:	ICF	GARNER Frank
Course Umpire:	ICF	FURUYA Toshihiko	Chief Judge:	ICF	KAHL Jens
Starter:	ICF	MOIR Michael	Chief Judge:	ICF	LEHTINEN Risto

### Weather Conditions

Air Temperature:	Water Temperature:	Humidity:	Wind:	
24.1°C	18.0°C	75%	1.8 m/s	

Legend:  
°C Degree Celsius



## Results Summary by Event

Resumo dos resultados por evento / Résumé des résultats par épreuve

Race	Date	Round	Rank								Progression System
			1	2	3	4	5	6	7	8	
<b>Heats</b>											
63	19 AUG	1	<b>BLR</b>	<b>POL</b>	<b>NZL</b>	<b>KAZ</b>	<b>GBR</b>	<b>FRA</b>	<b>ARG</b>	1st to FA, Rest to SF	
			1:30.320	1:33.020	1:33.782	1:36.127	1:36.853	1:37.038	1:37.645		
64	19 AUG	2	<b>HUN</b>	<b>UKR</b>	<b>GER</b>	<b>CAN</b>	<b>DEN</b>	<b>CHN</b>	<b>SRB</b>		
			1:29.497	1:31.727	1:33.185	1:34.269	1:36.675	1:38.730	1:39.316		
<b>Semifinals</b>											
71	19 AUG	1	<b>NZL</b>	<b>UKR</b>	<b>DEN</b>	<b>CHN</b>	<b>KAZ</b>	<b>ARG</b>	1st - 3rd to FA, 4th - 7th to FB		
			1:34.778	1:35.512	1:36.302	1:37.055	1:37.423	1:38.579			
72	19 AUG	2	<b>GER</b>	<b>CAN</b>		<b>POL</b>	<b>SRB</b>	<b>FRA</b>			
			1:34.710	1:36.254		1:36.532	1:38.398	1:39.069			
<b>Finals</b>											
79	20 AUG	B	<b>POL</b>	<b>KAZ</b>	<b>CHN</b>	<b>FRA</b>	<b>ARG</b>	<b>SRB</b>			
			1:37.658	1:39.419	1:40.071	1:41.069	1:41.394	1:42.818			
80	20 AUG	A	<b>HUN</b>	<b>GER</b>	<b>BLR</b>	<b>UKR</b>	<b>NZL</b>	<b>DEN</b>	<b>GBR</b>	<b>CAN</b>	
			1:31.482	1:32.383	1:33.908	1:34.214	1:35.198	1:36.057	1:37.043	1:37.733	



**Official Communication**  
Comunicado oficial / Communication officielle

**Revision of progression**

Item: 2

**Revision of progression**

**Summary:**

Due to inaccurate interpretation, progression was revised.

**Detail:**

In MC1 200m (race 52 and 53) and WK1 500m (race 56 and 57) the progression was interpreted inaccurately. The progression has been revised and correct information distributed.

Issued by: ICF Chief Official  
Time: 13:25  
Date: 17 AUG 2016

This decision affects:

RESULTS  
SCHEDULE  
OTHER

<input type="checkbox"/>
<input type="checkbox"/>
<input checked="" type="checkbox"/>

**Note:**  
For more details contact "OC Competition Management"

This results book has been created after the Canoe Sprint competition and will not be updated after the Rio 2016 Olympic Games.

This material shall not be duplicated by any means, except with prior and express consent (in writing) from the Rio 2016 Organising Committee for the Olympic and Paralympic Games. Authorisations for copy should be submitted by email to [brandprotection@rio2016.com](mailto:brandprotection@rio2016.com)

Rio 2016 Organising Committee  
for the Olympic and Paralympic Games

[rio2016.com](http://rio2016.com)