

Bagsværd Sø, Denmark - 20.-22. september 2013

RESULT

Race 1

K1 Men junior

LAPS / PORTAGES

5

Distance

21,5 km

Date Friday 20. sept.

Time

09:30

Rank	Boat	bibs	Name	Born	Nation	time	diff. 1. time
1	26	1319	Ādām Petrā	1995	 HUN	01:34:04	
2	6	1050	Artuur Peters	1996	 BEL	01:34:06	00:00:02
3	2	1320	Mātyās Koleszār	1996	 HUN	01:34:07	00:00:03
4	20	1140	Casper Pretzmann	1995	 DEN	01:34:07	00:00:03
5	17	1443	Miguel Rodrigues	1995	 POR	01:34:38	00:00:34
6	43	1444	Francisco Magalhães	1995	 POR	01:36:02	00:01:58
7	40	1460	Kenneth Rice	1995	 RSA	01:36:26	00:02:22
8	33	1141	Mads Brandt Petersen	1996	 DEN	01:36:38	00:02:34
9	10	1040	Christoph Kornfeind	1996	 AUT	01:36:39	00:02:35
10	30	1361	Andrea Dal Bianco	1995	 ITA	01:36:49	00:02:45
11	27	1280	Marcel Paufler	1995	 GER	01:36:53	00:02:49
12	1	1260	Edmund Haws	1996	 GBR	01:38:18	00:04:14
13	23	1176	Pablo Solares	1995	 ESP	01:38:54	00:04:50
14	15	1571	Denis Myaāk	1995	 SVK	01:38:57	00:04:53
15	12	1510	Martin Nathell	1995	 SWE	01:39:04	00:05:00
16	16	1002	Sebastian Vergauven	1996	 ARG	01:39:05	00:05:01
17	36	1461	Nicolas Notten	1995	 RSA	01:39:43	00:05:39
18	24	1281	Kurt Adrian Gläckner	1995	 GER	01:39:48	00:05:44
19	44	1134	Vit Zbirovsky		 CZE	01:40:15	00:06:11
20	13	1220	Jeremy Hakala	1995	 FIN	01:40:31	00:06:27
21	7	1261	Bruce Jones	1995	 GBR	01:40:37	00:06:33
22	14	1021	Logan Dutton	1995	 AUS	01:41:03	00:06:59
23	19	1212	German Orlov	1995	 EST	01:41:07	00:07:03
24	25	1001	Sebastian Jocano	1997	 ARG	01:41:19	00:07:15
25	35	1213	Nikita Murin	1996	 EST	01:41:53	00:07:49
26	11	1177	Iulian Trifan	1996	 ESP	01:42:00	00:07:56
27	22	1362	Francesco Bazzani	1996	 ITA	01:42:04	00:08:00

Bagsværd Sø, Denmark - 20.-22. september 2013

28	29	1103	Mark Marschalko	1997		CAN	01:42:06	00:08:02
29	32	1411	Eigil Solvang	1996		NOR	01:42:26	00:08:22
30	39	1051	Matteo de Letter	1995		BEL	01:42:29	00:08:25
31	18	1020	Casey Haynes	1995		AUS	01:42:33	00:08:29
32	28	1221	Eero Luoma	1996		FIN	01:42:56	00:08:52
33	31	1350	Jack Seery	1996		IRL	01:43:10	00:09:06
34	9	1501	Rok Smit	1997		SLO	01:44:36	00:10:32
35	38	1500	Matija Odar	1995		SLO	01:46:02	00:11:58
36	3	1550	Jesse Lishchuk	1995		USA	01:47:42	00:13:38
37	34	1541	Bogdan Borshchov	1995		UKR	01:49:10	00:15:06
38	21	1420	Timothy Waller	1996		NZL	01:51:24	00:17:20
39	41	1580	Alexandr Mashkin	1997		RUS	01:51:40	00:17:36
40	42	1511	Gustav Smedman	1996		SWE	01:52:07	00:18:03
41	8	1351	Alexander Broderick	1995		IRL	01:53:55	00:19:51
	4	1102	Eric Slamen	1996		CAN		dnf
	37	1243	Amelien Marchal	1995		FRA		dnf

chief official: CRONBERG Jorn (DEN) - starter: HEIJSELAAR Ruud (NED) - chief finish line judge: Alan Laws

Bagsværd Sø, Denmark - 20.-22. september 2013

RESULT

Race 2

K1 Women junior

LAPS / PORTAGES 4
Distance 17,2 km
Date Friday 20. sept. **Time 09:33**

Rank	Boat	bibs	Name	Born	Nation	time	diff. 1. time
1	73	1321	Tamara Takács	1996	 HUN	01:22:25	
2	52	1463	Kirsten Flanagan	1996	 RSA	01:22:56	00:00:31
3	63	1322	Zsăfia Czăllaivărás	1995	 HUN	01:23:51	00:01:26
4	66	1262	Samantha Rees-Clark	1995	 GBR	01:23:52	00:01:27
5	69	1143	Katrine Græsbøll Christensen	1996	 DEN	01:24:27	00:02:02
6	72	1282	Alina Gieres	1995	 GER	01:26:01	00:03:36
7	71	1142	Emilie Ahmt Petersen	1995	 DEN	01:26:18	00:03:53
8	54	1401	Marte Solhaug	1995	 NOR	01:27:25	00:05:00
9	70	1178	Estefania Fernandez	1996	 ESP	01:27:36	00:05:11
10	55	1179	Carolina Massagues	1995	 ESP	01:28:51	00:06:26
11	64	1015	Kerry Shuter	1995	 RSA	01:28:55	00:06:30
12	57	1053	Karolien Plas	1996	 BEL	01:28:59	00:06:34
13	58	1421	Rebecca Cole	1995	 NZL	01:31:02	00:08:37
14	65	1512	Johanna Johansson	1995	 SWE	01:31:03	00:08:38
15	61	1052	Justine Derore	1995	 BEL	01:31:53	00:09:28
16	62	1125	Vilma Nedbalova	1995	 CZE	01:32:22	00:09:57
17	51	1572	Nikola Zatlková	1995	 SVK	01:34:24	00:11:59
18	68	1352	Katerina Broderick	1995	 IRL	01:34:31	00:12:06
19	56	1023	Kayla Whinray	1996	 AUS	01:35:29	00:13:04
20	60	1422	Sarah Wilson	1995	 NZL	01:37:49	00:15:24
21	74	1223	Maija Saalasti	1996	 FIN	01:38:41	00:16:16
22	59	1222	Olivia Malinen	1997	 FIN	01:43:59	00:21:34
	53	1263	Amy Ward	1995	 GBR	dnf	

chief official: CRONBERG Jorn (DEN) - starter: HEIJSELAAR Ruud (NED) - chief finish line judge: Alan Laws

Bagsværd Sø, Denmark - 20.-22. september 2013

RESULT

Race 3

C1 Men junior

LAPS / PORTAGES 4
Distance 17,2 km
Date Friday 20. sept. **Time 09:40**

Rank	Boat	bibs	Name	Born	Nation	time	diff. 1. time
1	90	1313	Kristof Khaut	1995	 HUN	01:25:57	
2	84	1430	Patryk Gluza	1995	 POL	01:25:58	00:00:01
3	89	1360	Carlo Tacchini	1995	 ITA	01:26:10	00:00:13
4	93	1240	Etienne Leblanc	1995	 FRA	01:26:15	00:00:18
5	86	1210	Joosep Karlson	1995	 EST	01:26:55	00:00:58
6	81	1241	Hugo Jouin	1995	 FRA	01:27:48	00:01:51
7	88	1540	Mkhailo Prykhodko	1996	 UKR	01:28:40	00:02:43
8	95	1170	David Ursula	1995	 ESP	01:28:54	00:02:57
9	91	1314	Norbert Paufler	1996	 HUN	01:28:58	00:03:01
10	85	1121	Lukas Hajek	1995	 CZE	01:29:54	00:03:57
11	94	1440	Josã Machado	1996	 POR	01:29:55	00:03:58
12	80	1171	Samuel Yuste	1995	 ESP	01:33:48	00:07:51
13	87	1570	Jakub Āzuria	1995	 SVK	01:34:45	00:08:48
14	82	1100	Zach Morgan	1996	 CAN	01:37:32	00:11:35
15	83	1101	Keiffer Johnson	1995	 CAN	01:38:54	00:12:57
	92	1122	Simon Hajek	1995	 CZE	dnf	

chief official: CRONBERG Jorn (DEN) - starter: HEIJSELAAR Ruud (NED) - chief finish line judge: Alan Laws

Bagsværd Sø, Denmark - 20.-22. september 2013

RESULT

Race 4

K1 Women U23

LAPS / PORTAGES 5
Distance 21,5 km
Date Friday 20. sept. **Time 11:45**

Rank	Boat	bibs	Name	Born	Nation	time	diff. 1. time
1	118	1424	Teneale Hatton	1990	 NZL	01:42:36	
2	103	1203	Raquel Carbajo	1990	 ESP	01:42:38	00:00:02
3	107	1405	Agnes Brun-Lie	1991	 NOR	01:43:10	00:00:34
4	108	1350	Noāmi Horvāth	1994	 HUN	01:43:30	00:00:54
5	109	1202	Nuria Villace	1990	 ESP	01:44:08	00:01:32
6	101	1064	Lize Broekx	1992	 BEL	01:44:12	00:01:36
7	114	1065	Hermien Peters	1994	 BEL	01:44:18	00:01:42
8	105	1374	Susanna Cicali	1992	 ITA	01:44:23	00:01:47
9	106	1160	Sofie Aastrand Jørgensen	1992	 DEN	01:44:39	00:02:03
10	115	1014	Marlena Ahrens	1991	 AUS	01:44:50	00:02:14
11	520	1454	Joana Sousa	1991	 POR	01:44:53	00:02:17
12	111	1275	Jenny Illidge	1992	 GBR	01:47:21	00:04:45
13	116	1375	Gaia Piazza	1992	 ITA	01:48:01	00:05:25
14	113	1575	Lucia Miá Tinová	1992	 SVK	01:48:47	00:06:11
15	112	1151	Annemia Pretzmann	1992	 DEN	01:49:19	00:06:43
16	104	1481	Jenna Ward	1993	 RSA	01:49:22	00:06:46
17	119	1229	Netta Malinen	1992	 FIN	01:53:32	00:10:56
	100	1525	Michaela Lindblad Jonsson	1991	 SWE	dnf	
	102	1349	Enikő Vāczai	1993	 HUN	dnf	
	110	1526	Cajsa Zeidler	1994	 SWE	dnf	
	117	1482	Kerry Segal	1994	 RSA	dnf	

chief official: CRONBERG Jorn (DEN) - starter: HEIJSELAAR Ruud (NED) - chief finish line judge: Alan Laws

Bagsværd Sø, Denmark - 20.-22. september 2013

RESULT

Race 5

C1 Men U23

LAPS / PORTAGES 5
Distance 21,5 km
Date Friday 20. sept. **Time 11:50**

Rank	Boat	bibs	Name	Born	Nation	time	diff. 1. time
1	130	1451	Samuel Amorim	1994	 POR	01:41:39	
2	120	1244	Pierrick Martin	1991	 FRA	01:41:46	00:00:07
3	127	1452	Rui Lacerda	1991	 POR	01:41:48	00:00:09
4	123	1347	Kristóf Szabá	1992	 HUN	01:42:30	00:00:51
5	124	1346	Ādám Dāczā	1992	 HUN	01:42:34	00:00:55
6	133	1437	Bartosz Dubiak	1993	 POL	01:46:43	00:05:04
7	132	1438	Mateusz Zuchora	1992	 POL	01:47:18	00:05:39
8	125	1204	Alan Avila	1990	 ESP	01:47:33	00:05:54
9	128	1376	Luca Ferraina	1994	 ITA	01:50:28	00:08:49
10	134	1548	Dmytro Zagnii	1993	 UKR	01:52:06	00:10:27
11	122	1205	Javier Bernal	1991	 ESP	01:53:19	00:11:40
12	121	1158	Asbjørn Agerskov Binau	1993	 DEN	01:55:30	00:13:51
13	126	1552	Ian Ross	1992	 USA	01:55:39	00:14:00

chief official: CRONBERG Jorn (DEN) - starter: HEIJSELAAR Ruud (NED) - chief finish line judge: Alan Laws

Bagsværd Sø, Denmark - 20.-22. september 2013

RESULT

Race 6

K1 Men U23

LAPS / PORTAGES

6

Distance

25,8 km

Date Friday 20. sept.

Time

14:45

Rank	Boat	bibs	Name	Born	Nation	time	diff. 1. time
1	161	1475	Andrew Birkett	1990	 RSA	01:49:49	
2	157	1480	Brandon van der Walt	1992	 RSA	01:49:50	00:00:01
3	144	1410	Mathias Hamar	1990	 NOR	01:50:03	00:00:14
4	150	1348	Balázs Havas	1994	 HUN	01:50:26	00:00:37
5	170	1152	Martin T.V. Larsen	1990	 DEN	01:51:44	00:01:55
6	172	1341	Adrián Boros	1990	 HUN	01:51:56	00:02:07
7	152	1206	Guillermo Fidalgo de Leán	1991	 ESP	01:52:08	00:02:19
8	141	1207	Miguel Llorens	1994	 ESP	01:52:16	00:02:27
9	168	1159	Orion Pilo	1992	 DEN	01:52:17	00:02:28
10	155	1372	Giulio Dressino	1992	 ITA	01:52:18	00:02:29
11	171	1274	Jonathan Tye	1993	 GBR	01:52:21	00:02:32
12	166	1271	Thomas Sharpe	1990	 GBR	01:52:22	00:02:33
13	145	1062	Toon Broekx	1992	 BEL	01:54:17	00:04:28
14	156	1292	Felix Richter	1993	 GER	01:54:27	00:04:38
15	165	1574	Filip Spruáanská	1994	 SVK	01:55:00	00:05:11
16	146	1066	William Peters	1992	 BEL	01:55:32	00:05:43
17	163	1034	Joshua Kippin	1990	 AUS	01:57:02	00:07:13
18	154	1549	Sergii Boichuk	1990	 UKR	01:57:11	00:07:22
19	142	1453	Roberto Martins	1991	 POR	01:58:19	00:08:30
20	160	1522	Emil Svensson	1994	 SWE	01:58:49	00:09:00
21	162	1355	Sean Mccarthy	1994	 IRL	01:59:17	00:09:28
22	147	1114	Niel Lang	1990	 CAN	02:07:11	00:17:22
23	148	1115	Frank Desrosiers	1993	 CAN	02:16:10	00:26:21
	140	1406	Morten Minde	1991	 NOR		dnf
	143	1224	Miika Dietrich	1990	 FIN		dnf
	159	1427	Ryan Quickenden	1992	 NZL		dnf
	164	1373	Andrea Fattalini	1994	 ITA		dnf

Bagsværd Sø, Denmark - 20.-22. september 2013

167	1558	Logan Mynar	1991		USA	dnf
149	1523	Rasmus Jaruta	1991		SWE	dnf
158	1356	David Buggy	1990		IRL	dnf
169	1227	Alex Barta	1993		FIN	dnf

chief official: CRONBERG Jorn (DEN) - starter: HEIJSELAAR Ruud (NED) - chief finish line judge: Alan Laws



dansk kano & kajak forbund



international
canoe
federation

SPORT EVENT
DENMARK



COPEN HAGEN
Open for Sustainability



LYNGBY-TAARBÆK KOMMUNE



GLADSAXE

Bagsværd Sø, Denmark - 20.-22. september 2013

RESULT

Race 7

K2 Men junior

LAPS / PORTAGES 5
Distance 21,5 km
Date Saturday 21.sept. **Time 09:30**

Rank	Boat	bibs	Name	Born	Nation	time	diff.	1. time
1	194	1140 1144	Casper Pretzmann Morten Graversen	1995 1996	 DEN	01:28:57		
2	201	1325 1326	András Gere Erná Berezvay	1995 1996	 HUN	01:29:12	00:00:15	
3	184	1182 1183	Altair Chinchilla Albert Marti	1995 1995	 ESP	01:29:14	00:00:17	
4	205	1260 1264	Edmund Haws John Childerstone	1996 1996	 GBR	01:29:35	00:00:38	
5	180	1443 1444	Miguel Rodrigues Francisco Magalhães	1995 1995	 POR	01:29:37	00:00:40	
6	200	1285 1286	Torben Blume Eric Lieseke	1996 1996	 GER	01:30:21	00:01:24	
7	189	1460 1461	Kenneth Rice Nicolas Notten	1995 1995	 RSA	01:30:24	00:01:27	
8	187	1510 1515	Martin Nathell Albert Friman	1995 1996	 SWE	01:30:37	00:01:40	
9	196	1363 1364	Michele Giachetto Marco Moroni	1995 1995	 ITA	01:30:40	00:01:43	
10	185	1323 1324	Richárd Janza Bálint Ceiner	1995 1995	 HUN	01:31:27	00:02:30	
11	199	1016 1054	Artuur Peters Dries Broekx	1996 1995	 BEL	01:32:10	00:03:13	
12	183	1145 1146	Nicolai Mærcke Jens H.V.Christensen	1995 1995	 DEN	01:32:17	00:03:20	
13	204	1445 1446	Eduardo Pereira Joãfo Campos	1995 1996	 POR	01:32:19	00:03:22	
14	192	1180 1181	Fernando Garcia David Martin	1995 1995	 ESP	01:32:20	00:03:23	
15	193	1242 1243	Quentin Helaine Amelien Marchal	1995 1995	 FRA	01:32:20	00:03:23	
16	198	1433 1434	Przemyslaw Szczepanik Sebastian Chrzanowski	1996 1996	 POL	01:32.54	00:03:59	
17	197	1265 1266	Nicholas Romain Samuel Plummer	1995 1995	 GBR	01:33:06	00:04:09	
18	186	1283 1284	Sven Paufler Martin Schubert	1997 1997	 GER	01:33:14	00:04:17	



LYNGBY-TAARBÆK KOMMUNE



GLADSAXE

Bagsværd Sø, Denmark - 20.-22. september 2013

19	181	1003	German Ademar Rickemberg	1996					
		1004	Santiago Salvador George	1996		ARG	01:35:53	00:06:56	
20	188	1005	Lautoro Cevoli	1996					
		1006	Nicolas E. Tombesi Poblete	1996		ARG	01:36:15	00:07:18	
21	190	1024	Jak Bain	1995					
		1025	Coran Longwood	1995		AUS	01:37:10	00:08:13	
22	206	1513	Adam Ask	1996					
		1514	Nils Thoresson	1996		SWE	01:37:11	00:08:14	
23	195	1464	Calvin Mc Kie	1995					
		1465	Gene Prato	1995		RSA	01:37:17	00:08:20	
24	191	1021	Logan Dutton	1995					
		1020	Casey Haynes	1995		AUS	01:37:28	00:08:31	
25	203	1055	Niels Verduyckt	1996					
		1056	Arne de Brabandere	1995		BEL	01:38:00	00:09:03	
		1102	Eric Slamen	1996					
182		1103	Mark Marschalko	1997		CAN		dnf	
		1400	Alexander Hesboe	1995					
202		1402	Lars Christian Wiik	1995		NOR		dnf	
		1500	Matija Odar	1995					
207		1501	Rok Smith	1997		SLO		dns	

chief official: CRONBERG Jorn (DEN) - starter: HEIJSELAAR Ruud (NED) - chief finish line judge: Alan Laws

Bagsværd Sø, Denmark - 20.-22. september 2013

RESULT

Race 8

K2 Women junior

LAPS / PORTAGES 4
Distance 17,2 km
Date Saturday 21. sept. **Time 09:33**


Rank	Boat	bibs	Name	Born	Nation	time	dif. 1. time
1	226	1321 1322	Tamara Takács Zsăfia Czăllaivărăs	1995 1995	 HUN	01:17:43	
2	218	1262 1263	Samantha Rees-Clark Amy Ward	1995 1995	 GBR	01:19:23	00:01:40
3	215	1142 1147	Emilie Ahmt Petersen Rikke Jørgensen	1995 1995	 DEN	01:20:13	00:02:30
4	211	1327 1328	Zsăfia Metz Mercădesz Mătyăs	1995 1995	 HUN	01:21:13	00:03:30
5	225	1365 1366	Elisabetta Maffioli Giuliana De Bartolo	1996 1995	 ITA	01:21:23	00:03:40
6	224	1057 1058	Kjinta Smalle Lisanne Terrie	1995 1995	 BEL	01:21:38	00:03:55
7	221	1421 1422	Rebecca Cole Sarah Wilson	1995 1995	 NZL	01:24:38	00:06:55
8	210	1462 1466	Kerry Shuter Jordan Peek	1995 1995	 RSA	01:24:39	00:06:56
9	228	1412 1413	Ellen Nydalen Eide Kristiane Spikkeland	1996 1995	 NOR	01:24:42	00:06:59
10	219	1125 1126	Vilma Nedbalova Tereza Kubickova	1995 1995	 CZE	01:25:07	00:07:24
11	222	1022 1023	Bronwyn Martin Kayla Whinray	1996 1996	 AUS	01:26:35	00:08:52
12	216	1516 1517	Julia Seger Moa Ringqvist	1995 1996	 SWE	01:26:49	00:09:06
13	220	1052 1053	Justine Derore Karolien Plas	1995 1996	 BEL	01:26:53	00:09:10
14	223	1186 1187	Celia Morales Esther Moreno	1996 1996	 ESP	01:27:39	00:09:56
15	213	1184 1185	Elena Baeza Marian Hernández	1995 1995	 ESP	01:29:50	00:12:07
16	217	1007 1008	Maria Laura Brussino Brenda Eliana Torres	1996 1996	 ARG	01:30:52	00:13:09
17	212	1512 1518	Johanna Johansson Amanda Nilsson	1995 1995	 SWE	01:30:57	00:13:14
18	227	1428 1429	Rochelle Austin Jessica Polo	1998 1996	 NZL	01:31:46	00:14:03



Copenhagen

2013
ICF Canoe Marathon
World Championships

Bagsværd Sø, Denmark - 20.-22. september 2013

19	214	1467	Kelly Biljoen	1997					
		1468	Nicole Smith	1997		RSA	01:32:52	00:15:09	

chief official: CRONBERG Jorn (DEN) - starter: HEIJSELAAR Ruud (NED) - chief finish line judge: Alan Laws



dansk kano & kajak forbund



international
canoe
federation



SPORT EVENT
DENMARK



COPEN HAGEN

Open for Sustainability



LYNGBY-TAARBÆK KOMMUNE



GLADSAXE

Bagsværd Sø, Denmark - 20.-22. september 2013

RESULT		LAPS / PORTAGES	4
Race 9	C2 Men junior	Distance	17,2 km
		Date	Saturday 21. sept. Time 09:40

Rank	Boat	bibs	Name	Born	Nation	time	dif. 1. time
1	240	1317 1318	Richard Schmidt József Durã	1995 1995	 HUN	01:20:40	
2	235	1315 1316	Levente Balla Vajk Svajda	1996 1995	 HUN	01:21:40	00:01:00
3	239	1121 1122	Lukas Hajek Simon Hajek	1995 1995	 CZE	01:21:56	00:01:16
4	238	1210 1211	Joosep Karlson Andreas Baum	1995 1995	 EST	01:22:54	00:02:14
5	233	1240 1241	Etienne Leblanc Hugo Jouin	1995 1995	 FRA	01:23:51	00:03:11
6	231	1172 1173	Iker Rodriguez Manuel Laja	1995 1995	 ESP	01:24:40	00:04:00
7	232	1431 1432	Robert Lawrence Drojetzki Roman Furtak	1995 1995	 POL	01:25:24	00:04:44
8	237	1441 1442	Diogo Pimentel Flávio Tavares	1995 1995	 POR	01:28:58	00:08:18
9	230	1174 1175	Imanol Martãnez Juan Mansanares	1996 1996	 ESP	01:29:41	00:09:01
	234	1123 1124	Sebastian Maizner Marek Sloup	1995 1995	 CZE	dnf	
	236	1100 1101	Zach Morgan Keiffer Johnson	1996 1995	 CAN	dnf	

chief official: CRONBERG Jorn (DEN) - starter: HEIJSELAAR Ruud (NED) - chief finish line judge: Alan Laws

Bagsværd Sø, Denmark - 20.-22. september 2013

RESULT
Race 10
K1 Women

LAPS / PORTAGES

6

Distance

25,8 km

Date Saturday 21. sept.

Time
11:45

Rank	Boat	bibs	Name	Born	Nation	time	diff. 1. time
1	265	1337	Renāta Csay	1977	 HUN	02:01:26	
2	261	1130	Anna Koãã Kovã	1986	 CZE	02:02:34	00:01:08
3	271	1370	Stefania Cicali	1987	 ITA	02:04:44	00:03:18
4	253	1560	Krisztina Bedocs	1986	 SRB	02:04:52	00:03:26
5	264	1371	Anna Alberti	1987	 ITA	02:04:58	00:03:32
6	269	1338	Vanda Kiszli	1993	 HUN	02:05:00	00:03:34
7	260	1424	Teneale Hatton	1990	 NZL	02:05:05	00:03:39
8	262	1131	Lenka Hrochovã	1981	 CZE	02:06:18	00:04:52
9	268	1195	Eva Barrios	1989	 ESP	02:06:20	00:04:54
10	263	1471	Alexa Cole	1980	 RSA	02:06:24	00:04:58
11	259	1030	Marlena Ahrens	1991	 AUS	02:06:32	00:05:06
12	270	1150	Birgit Pontoppidan	1984	 DEN	02:07:05	00:05:39
13	274	1109	Emilie Fournel	1986	 CAN	02:08:39	00:07:13
14	266	1405	Agnes Brun-Lie	1991	 NOR	02:08:58	00:07:32
15	273	1354	Jennifer Egan	1987	 IRL	02:09:23	00:07:57
16	251	1108	Tamlyn Bohm	1984	 CAN	02:09:44	00:08:18
17	252	1031	Kate McGrath	1983	 AUS	02:11:26	00:10:00
18	256	1587	Anna Bobrova	1984	 RUS	02:12:50	00:11:24
19	276	1196	Amaia Osaba	1975	 ESP	02:12:56	00:11:30
20	254	1586	Galina Shelegova	1985	 RUS	02:18:43	00:17:17
21	255	1248	Gwendoline Morel	1989	 FRA	02:19:07	00:17:41
22	267	1226	Tanja Jantunen	1985	 FIN	02:20:44	00:19:18
23	272	1555	Alexandra Mclain	1989	 USA	02:24:37	00:23:11
	257	1151	Annemia Pretzmann	1992	 DEN	dnf	
	275	1472	Michelle Burn	1985	 RSA	dnf	
	258	1561	Antonija Nadj	1986	 SRB	dns	

chief official: CRONBERG Jorn (DEN) - starter: HEIJSELAAR Ruud (NED) - chief finish line judge: Alan Laws



LYNGBY-TAARBÆK KOMMUNE



GLADSAXE

Bagsværd Sø, Denmark - 20.-22. september 2013

RESULT

Race 11

C1 Men

LAPS / PORTAGES

6

Distance

25,8 km

Date Saturday 21. sept.

Time

11:50

Rank	Boat	bibs	Name	Born	Nation	time	dif. 1. time
1	291	1330	Márton Kāvār	1987	 HUN	02:03:22	
2	284	1188	Manuel Antonio Campos	1985	 ESP	02:03:51	00:00:29
3	295	1331	Tamás Kiss	1987	 HUN	02:06:35	00:03:13
4	288	1189	David Mosquera	1978	 ESP	02:07:02	00:03:40
5	286	1120	Nikica Ljubek	1980	 CRO	02:07:16	00:03:54
6	290	1367	Enrico Calvi	1981	 ITA	02:10:30	00:07:08
7	283	1104	Mark Oldershaw	1983	 CAN	02:10:38	00:07:16
8	292	1581	Roman Erlinekov	1984	 RUS	02:11:05	00:07:43
9	285	1436	Jacek Kaminski	1992	 POL	02:13:07	00:09:45
10	289	1127	Jakub Bãezina	1993	 CZE	02:14:49	00:11:27
11	293	1435	Joshua Robert Drojetzki	1993	 POL	02:16:25	00:13:03
12	281	1551	Amniel Naranjo	1970	 USA	02:18:01	00:14:39
13	296	1026	Rain Metsoja	1972	 AUS	02:18:48	00:15:26
14	282	1009	Roberto Carlos Palacios	1980	 ARG	02:32:34	00:29:12
	280	1542	Andriy Markovskyy	1987	 UKR	dnf	
	287	1287	Matthias Ebhardt	1981	 GER	dnf	
	294	1105	Jon Pike	1981	 CAN	dnf	

chief official: CRONBERG Jorn (DEN) - starter: HEIJSELAAR Ruud (NED) - chief finish line judge: Alan Laws

Bagsværd Sø, Denmark - 20.-22. september 2013

RESULT

Race 12

K1 Men

LAPS / PORTAGES 7

Distance 30,1 km

Date Saturday 21. sept. **Time 14:45**

Rank	Boat	bibs	Name	Born	Nation	time	dif. 1. time
1	331	1469	Hank Mc Gregor	1978	 RSA	02:10:34	
2	317	1193	Ivan Alonso	1985	 ESP	02:10:39	00:00:05
3	329	1246	Cyrille Carre	1984	 FRA	02:10:42	00:00:08
4	318	1335	Mātā Petrovics	1987	 HUN	02:10:50	00:00:16
5	321	1268	Edward Rutherford	1990	 GBR	02:11:11	00:00:37
6	307	1148	René Holten Poulsen	1988	 DEN	02:11:31	00:00:57
7	333	1470	Grant van der Walt	1990	 RSA	02:11:44	00:01:10
8	325	1369	Matteo Graziani	1988	 ITA	02:11:49	00:01:15
9	336	1149	René Olsen	1976	 DEN	02:11:55	00:01:21
10	303	1194	Xabier Ruiz	1978	 ESP	02:12:03	00:01:29
11	316	1447	Josã Ramalho	1982	 POR	02:12:23	00:01:49
12	327	1289	Marvin Frick	1988	 GER	02:12:25	00:01:51
13	332	1368	Francesco Balsamo	1987	 ITA	02:13:49	00:03:15
14	334	1267	Keith Moule	1980	 GBR	02:13:51	00:03:17
15	315	1029	Michael Leverett	1971	 AUS	02:13:59	00:03:25
16	324	1060	Dries Corrijn	1985	 BEL	02:14:09	00:03:35
17	330	1448	Alfredo Faria	1989	 POR	02:14:36	00:04:02
18	312	1404	Karl Anders Sletsjoe	1993	 NOR	02:15:24	00:04:50
19	311	1353	Peter Egan	1979	 IRL	02:15:26	00:04:52
20	319	1390	Joep van Bakel	1982	 NED	02:16:04	00:05:30
21	301	1070	Celso Dias de Oliveir	1988	 BRA	02:16:18	00:05:44
22	302	1585	Partis German	1968	 RUS	02:18:11	00:07:37
23	300	1129	Kamil Mruzek	1977	 CZE	02:18:16	00:07:42
24	328	1336	Bălint Gere	1989	 HUN	02:19:17	00:08:43
25	337	1519	Bjørn Ljungberg	1988	 SWE	02:19:19	00:08:45
26	326	1584	Alexey Terekhov	1967	 RUS	02:19:27	00:08:53
27	309	1553	Borys Markin	1979	 USA	02:20:31	00:09:57



LYNGBY-TAARBÆK KOMMUNE



GLADSAXE

Bagsværd Sø, Denmark - 20.-22. september 2013

28	305	1106	Jan Malherbe	1968		CAN	02:21:08	00:10:34
29	308	1107	Jacon Rusu	1969		CAN	02:21:31	00:10:57
30	320	1423	Adam Frasser	1980		NZL	02:27:05	00:16:31
304	1225		Romano Riosa	1971		FIN		dnf
314	1403		Lars Hjemdal	1992		NOR		dnf
322	1059		Laurens Pannecoucke	1988		BEL		dnf
323	1247		Edwin Lucas	1986		FRA		dnf
335	1573		Tomäa Stano	1985		SVK		dnf
306	1224		Miika Dietrich	1990		FIN		dns
313	1554		Brad Pennington	1966		USA		dns

chief official: CRONBERG Jorn (DEN) - starter: HEIJSELAAR Ruud (NED) - chief finish line judge: Alan Laws

Bagsværd Sø, Denmark - 20.-22. september 2013

RESULT

Race **13**

K2 Women

LAPS / PORTAGES

6

Distance

25,8 km

Date Sunday 22.sept.

Time

09:30



Rank	Boat	bibs	Name	Born	Nation	time	dif. 1. time
1	355	1154	Henriette Engel Hansen	1982	 DEN	01:53:49	
		1155	Jeanette Løvborg	1980			
2	351	1343	Renāta Csay	1977	 HUN	01:54:22	00:00:33
		1344	Alexandra Bara	1987			
3	343	1130	Anna Koāã Kovã	1986	 CZE	01:54:33	00:00:44
		1131	Lenka Hrochová	1981			
4	349	1272	Fay Lamph	1988	 GBR	01:57:04	00:03:15
		1973	Lizzie Broughton	1988			
5	346	1202	Nuria Villace	1990	 ESP	01:57:06	00:03:17
		1203	Raquel Carbajo	1990			
6	353	1524	Emma Andersson	1987	 SWE	01:57:28	00:03:39
		1525	Michaela Lindblad Jonsson	1991			
7	344	1064	Lize Broekx	1992	 BEL	01:57:40	00:03:51
		1065	Hermien Peters	1994			
8	340	1370	Stefania Cicali	1987	 ITA	01:58:23	00:04:34
		1371	Anna Alberti	1987			
9	341	1109	Emilie Fournel	1986	 CAN	01:58:46	00:04:57
		1113	Tamlyn Bohm	1984			
10	354	1345	Dăra Lucz	1994	 HUN	01:58:46	00:04:57
		1338	Vanda Kiszli	1993			
11	350	1156	Emilie Rosenkilde	1994	 DEN	01:58:51	00:05:02
		1157	Ida Villumsen	1994			
12	356	1556	Kaitlyn Mcelroy	1985	 USA	02:00:21	00:06:32
		1557	Margaret Hogan	1979			
13	352	1590	Elena Mironchenko	1994	 RUS	02:00:24	00:06:35
		1591	Alena Kostromitina	1993			
14	347	1226	Tanja Jantunen	1985	 FIN	02:11:58	00:18:09
		1229	Netta Malinen	1992			
	342	1478	Michelle Eray	1979	 RSA	dnf	
		1479	Bridgitte Hartley	1983			
	345	1374	Susanna Cicali	1992	 ITA	dnf	
		1375	Gaia Piazza	1992			
	357	1560	Krisztina Bedocs	1986	 SRB	dns	
		1561	Antonija Nadj	1986			
	359	1586	Galina Shelegova	1985	 RUS	dns	
		1587	Anna Bobrova	1984			



Copenhagen

2013
ICF Canoe Marathon
World Championships

Bagsværd Sø, Denmark - 20.-22. september 2013

348	1200	Amaia Benavente	1994			
	1201	Begoña Lazkano	1994		ESP	dnf
358	1471	Alexa Cole	1980			
	1477	Eloise van Gysen	1984		RSA	dnf

chief official: CRONBERG Jorn (DEN) - starter: HEIJSELAAR Ruud (NED) - chief finish line judge: Alan Laws



dansk kano & kajak forbund



international
canoe
federation



SPORT EVENT
DENMARK



COPEN HAGEN
Open for Sustainability



Bagsværd Sø, Denmark - 20.-22. september 2013

RESULT

Race 14

C2 Men senior

LAPS / PORTAGES

6

Distance

25,8 km

Date Sunday 22. sept.

Time

09:33

Rank	Boat	bibs	Name	Born	Nation	time	dif. 1. time
1	361	1191 1192	Oscar Graña Ramon Ferro	1976 1978	 ESP	01:55:35	
2	367	1188 1190	Manuel Antonio Campos Diego Romero	1985 1990	 ESP	01:55:36	00:00:01
3	368	1330 1332	Márton Kävár Attila Gyäre	1987 1975	 HUN	01:55:58	00:00:23
4	372	1451 1452	Samuel Amorim Rui Lcerda	1994 1991	 POR	01:57:17	00:01:42
5	366	1437 1438	Bartosz Dubiak Mateusz Zuchora	1993 1992	 POL	01:58:29	00:02:54
6	370	1287 1288	Matthias Ebhardt Jens Martens	1981 1981	 GER	01:58:43	00:03:08
7	362	1244 1245	Pierrick Martin Damien Sikora	1991 1994	 FRA	02:00:53	00:05:18
8	363	1543 1544	Oleksandr Levchenko Andrii Shapoval	1987 1993	 UKR	02:02:04	00:06:29
9	365	1127 1128	Jakub Bãezina Marek Spalensky	1993 1991	 CZE	02:02:31	00:06:56
10	369	1333 1334	Zsolt Gilányi Roland Fodor	1973 1988	 HUN	02:03:10	00:07:35
11	371	1583 1582	Roman Krugliakov Victor Petrov	1971 1987	 RUS	02:07:18	00:11:43
12	360	1551 1552	Amniel Naranjo Ian Ross	1970 1992	 USA	02:13:02	00:17:27
13	364	1027 1028	Jason Nejman Roger French	1973 1953	 AUS	02:29:06	00:33:31

chief official: CRONBERG Jorn (DEN) - starter: HEIJSELAAR Ruud (NED) - chief finish line judge: Alan Laws

Bagsværd Sø, Denmark - 20.-22. september 2013

RESULT

Race 15

K2 Men senior

LAPS / PORTAGES 7

Distance

30,1 km















Date Sunday 22. sept.

Time

12:30

Rank	Boat	bibs	Name	Born	Nation	time	diff.	1. time
1	408	1193 1197	Ivan Alonso Emilio Merchan	1985 1976	 ESP	02:00:59		
2	406	1198 1199	Walter Bouzan Alvaro Fernandez Fiuza	1978 1982	 ESP	02:01:13	00:00:14	
3	407	1339 1340	Bálint Noã Milan Noã	1993 1990	 HUN	02:02:54	00:01:55	
4	390	1473 1474	Shaun Rubenstein Sean Rice	1983 1989	 RSA	02:03:20	00:02:21	
5	401	1475 1476	Andrew Birkett Cam Schoeman	1990 1988	 RSA	02:03:50	00:02:51	
6	386	1132 1133	Jakub Adam Michael Odvárko	1986 1979	 CZE	02:03:51	00:02:52	
7	409	1341 1342	Adrián Boros Lászlá Solti	1990 1993	 HUN	02:04:01	00:03:02	
8	398	1148 1152	René Holten Poulsen Martin T.V.Larsen	1988 1990	 DEN	02:04:40	00:03:41	
9	384	1290 1291	Maail Rengel Benno Berberich	1989 1989	 GER	02:05:22	00:04:23	
10	399	1062 1063	Toon Broekx Jonas Saelens	1992 1989	 BEL	02:05:33	00:04:34	
11	403	1267 1271	Keith Moule Thomas Sharpe	1980 1990	 GBR	02:05:58	00:04:59	
12	389	1061 1059	Tom Cremers Laurens Pannecoucke	1982 1988	 BEL	02:08:19	00:07:20	
13	392	1522 1523	Emil Svensson Rasmus Jaruta	1994 1991	 SWE	02:09:07	00:08:08	
14	394	1368 1369	Francesco Balsamo Matteo Graziani	1987 1988	 ITA	02:09:14	00:08:15	
15	387	1072 1071	Gilvan Bitten Court Ribeiro Michel de Carli	1989	 BRA	02:09:34	00:08:35	
16	412		Matous Pavlik Tomas Pavlik		 CZE	02:09:37	00:08:38	
17	383	1372 1373	Giulio Dressino Andrea Fattalini	1992 1994	 ITA	02:11:32	00:10:33	
18	382	1520 1521	Emil Nyholm Emil Thorstensson	1994 1994	 SWE	02:12:59	00:12:00	

Bagsværd Sø, Denmark - 20.-22. september 2013

19	411	1012	Gaona Gaston					
		1013	Romasanta Ariel			ARG	02:13:09	00:12:10
20	385	1032	Bennett Maxwell	1968				
		1033	Dale Thomson	1988		AUS	02:14:50	00:13:51
21	388	1110	Dave Anderson	1980				
		1107	Jacon Rusu	1969		CAN	02:14:53	00:13:54
22	400	1425	Steven Drabble	1990				
		1426	Nick Sullivan	1990		NZL	02:15:03	00:14:04
23	380	1588	Maxim Zaruba	1988				
		1589	Anton Svechkar	1987		RUS	02:18:40	00:17:41
24	395	1111	Michael Thomas	1989				
		1112	Richard Macdonald	1987		CAN	02:35:57	00:34:58
	381	1247	Edwin Lucas	1986				
		1249	Victor Doux	1992		FRA	dnf	
	393	1269	Timothy Pendle	1989				
		1270	Jonathan Simmons	1986		GBR	dnf	
	396	1220	Jeremy Hakala	1995				
		1228	Miika Nykänen	1992		FIN	dnf	
	397	1408	Joar Thele	1993				
		1409	Daniel Salby	1988		NOR	dnf	
	402	1149	René Olsen	1976				
		1153	Nicolai Blach	1988		DEN	dnf	
	405	1011	Rodrigo Caffa	1977				
		1010	Mauricio Caffa	1978		ARG	dnf	
	410	1406	Morten Minde	1991				
		1407	Eivind Vold	1993		NOR	dnf	
	391	1227	Alex Barta	1993				
		1221	Eero Luoma	1996		FIN	dnf	

chief official: CRONBERG Jorn (DEN) - starter: HEIJSELAAR Ruud (NED) - chief finish line judge: Alan Laws