

## The following rules apply to the world games only

97.1 Trademarks, advertising symbols and words must be identical and in the same position on the kayaks and clothing of all players.

97.2 Any kayak, accessory, or article of sportswear, which does not comply with the conditions will be ineligible for use during a competition. Teams are responsible for ensuring their own equipment meets these rules and regulations.

## **In addition the following is provided for clarity:**

87.1.1 On the kayak front deck the area above the kayak seams and extending 35cm from the front of the cockpit is reserved for a boat sticker incorporating ICF logo, Event logo, Event sponsor logo with the option also of country code for teams. Should this area not be required by ICF/Organisers this will be notified via championship bulletin at least 3 months before the competition opening ceremony.

87.1.2 On the front of the helmet an area 7cm x 4cm is reserved for an ICF or ICF Sponsor sticker. Should this area not be required by ICF/Organisers this will be notified via championship bulletin at least 3 months before the competition opening ceremony and athletes should apply their country flag to this area.

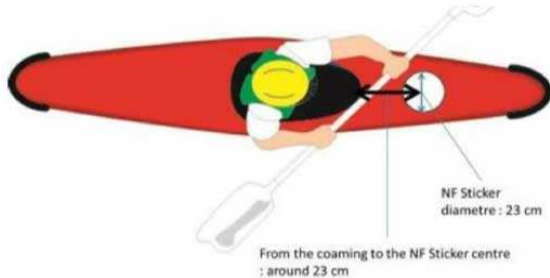
To help teams turn up to the event with correct equipment the following guidelines and clarifications have been put together.

## **Attention is drawn to :**

**“Trademarks, advertising symbols and words must be identical and in the same position on the kayaks and clothing of all players.”**

**If these are not the same, they must be covered with a high-quality vinyl or tape, that will be expected to last the duration of the competition.**

## Cosmetic checks



All teams must make the extra effort with their uniforms to ensure a high standard and presentation. There is an area reserved for WG sticker.

- All kayaks in each team must be identical in colour.
  - This includes the seam where it exists.
- All logo's must be the same and be in the same position above and below the join line.
- Each kayak must have a number behind the cockpit.
- No wrapping of bumpers in tape.
- No sharp edges.
- Bumpers in new or near new condition.

### Step 1 – Cosmetic Checks

This step will ensure all items of equipment are uniform in colour and decals for each team.

Kayak checks will ensure any vinyl covering is of a high quality, with limited wrinkles and creases and will last the duration of the event. If vinyl covering is used it must uniform in colour and texture for the whole team.



**Cosmetic Check FAIL-** Vinyl covering must be smooth and done with care to match the whole team. Ensure a good professional look that lasts the whole event. 50€ fine would apply per kayak

Kayaks must be uniform in colour and logos, clear finish must be uniform in terms of weave.



**Cosmetic Check FAIL**- The clear carbon boat looks different in colour \* 50€ fine would apply
















**Cosmetic Check FAIL**- 3 kayaks with different decals above join line- 3 \* 50€ fine would apply



**Cosmetic Check PASS**- All kayakers, PFD's and helmets the same



































# Scrutineer

All seams must be the same colour for each player in a team, if a player on the team has a seamless boat then this is the only exception.

Yellow (Kevlar) Seam	Black Seam	No Seam	
			
			
			
			


# Scrutineer

The hull of the kayak for all players in a team must be the same colour, if a clear gelcoat is present then the colour of the material (Carbon, Kevlar or Carbon/Kevlar) underneath is not important.

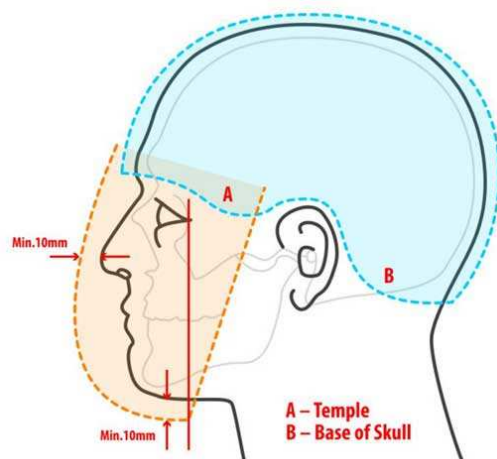
Player 1	Player 2	Player 3	Player 4/5/6	
				
				
				
				
				
				
				

## HELMETS

No vinyl covering is allowed on helmets. They must all be the same colour have numbers the correct size (75mm) and any logos must be identical on all helmets.



Red area: Helmet  
Blue area: Facemask




Minimum coverage – note chin

Recommended coverage

## Faceguards

- No horizontal or vertical opening greater than 85mm.
- A cube 70x70x70mm must not be able to fit through any opening.
- Take care when mounting faceguard, don't leave a gap Between the top grill and helmet.

**\*\* Note \*\*** A gap of less than 5mm between the top of the faceguard and the helmet will be allowed. The 5mm can be measured using the paddle gauge.



## Buoyancy Aid

- Buoyancy Aid must be at least 20mm thick
- No more than 100mm above the cockpit rim measured at the player's side, with the player sitting normally in their kayak.
- The gap between the top of the protection at the side and the top of the armpit measured with the arm horizontal must be less than 100mm.
- Number on front must be at least 100mm
- Number on back must be at least 200mm



## Paddles

Paddles must be a minimum 5mm thick and have no sharp edges that may cause splinters.

Electrical tape is no longer acceptable to make Paddles thicker or to cover sharp edges as it is too easily removed or comes off. A more permanent solution such as Kevlar edging is required.



## Boat bumpers

- The front bumper on an integrated boat must be 60mm high.
- Bumpers must be in new or nearly new condition with no tape covering them.
- Must be a minimum of 30mm thick







Any padding failing Step 2 must be replaced with a new padding of the appropriate type to suit the kayak design before it will pass. It is recommended that teams or individuals carry spare sets of padding for each design (Minor repairs can be completed during the event with tape or wrapping)

## Boats

A reminder that all boats must now contain an ICF registered manufacturers sticker.



## Process for ICF events

**Step 1** - Cosmetic Checks - checking all equipment for uniformity

**Step 2** - Safety Checks - checking all equipment for safety

**Step 3** - Technical Checks - Checking some equipment for technical specifications

### Remember:

Any equipment failing the cosmetic test will result in the whole team failing. The whole team will lose their scrutineering time slot and will return for rechecking at a later time. Rechecking will take place after all other teams have had their initial checks. Practice times will not be rescheduled.

**Each failed item will be subject to a 50€ fine. This fine must be paid before rechecking will occur before progressing to Step 2.**